

ASSESSMENT 1-2-3



Upcoming Topics:

- Overview of annual survey results
- Direct outcome measures
- New Programs update

WATER, WATER EVERYWHERE, AND NOT A DROP TO DRINK!

Well not water, but you could easily insert the word ‘data’. We’re constantly gathering data requested by outside entities, the University, and ourselves. But are we asking the right questions when gathering data?

Do we really need to gather this data? Are we going to use it or is it just nice to have? Is it ‘good’ data? Does it bring clarity?

Most of the time, new data just brings new questions, but that is okay. It hopefully brings us closer to a good

answer or a good use of the data based on conversations of our programs—Conversations that *quench* our thirst.

As usual, this edition of Assessment 1-2-3 has data attached. It’s information we normally gather and it provides good insights into how we’re doing. But it doesn’t answer all of the questions. There’s an ocean of data out there but we need to be concise. This is especially true as we begin addressing the questions posed by our accrediting bodies for Occupational Therapy and for Pharmacy.

There are new standards we have to meet and major reports that need to be submitted. As an fyi, here are 4 big initiatives we need to address this year:

- Accreditation application for OTD by Sept 15th
 - ACPE Interim Report by Oct 15th
 - Implementation Plan for Standards 2016 to ACPE by April 1
 - PCOA testing established by spring 2016
- CP

Inside this issue:

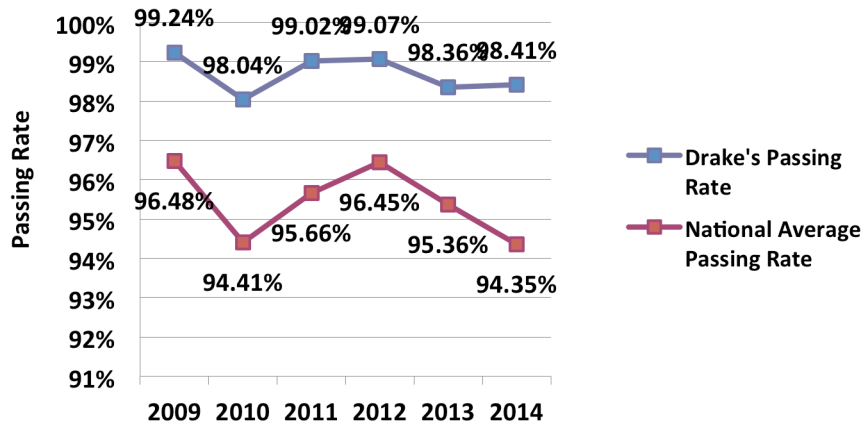
NAPLEX and MPJE Results	p.2
Accreditation Updates	p.
Data Pearls	p.3



BOARD PASS RATES: PHARMACY

First-Time Passing Rate on NAPLEX

2009-2014

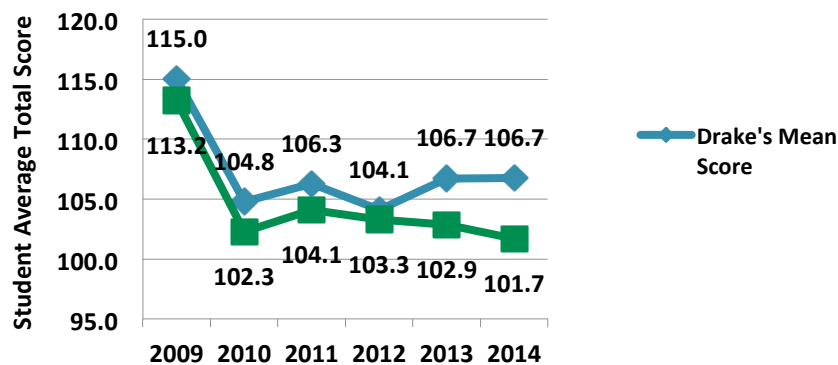


These charts depict Drake Graduates' success on the North American Pharmacist Licensure Examination (NAPLEX) and the Multi-state Pharmacy Jurisprudence Examination (MPJE). The NAPLEX measures a candidate's knowledge of the practice of pharmacy and is one component of the licensure process. The data are from 2009 to 2014.

Drake Students continue to outpace the national average on pass rates, the overall score, as well as the three subscale scores (not shown). The gap is getting wider!

Mean Scaled Score on NAPLEX

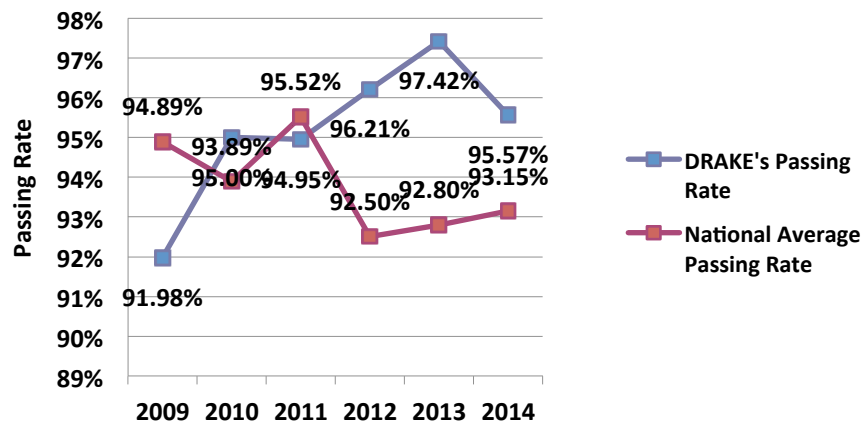
2009-2014



Similarly, our graduates outpace the national average pass rate on the law exam (MPJE). The MPJE combines federal and state-specific questions to test prospective pharmacists' knowledge on the law related to pharmacy practice. It primarily test the legal aspects of pharmacy practice, operational requirements, and the regulations affecting pharmacists.

First-Time Passing Rate on MPJE

2009 to 2014



This all adds evidence that we continue to attract top students and that our program is producing very strong outcomes related to these national benchmark.

Accreditation Update:

Pharmacy: October 15th Interim Report:

The College has been asked to update ACPE on several of the standards which we self-identified as needing monitoring. This report has been drafted over the summer with input from various individuals in the College. The current draft will be shared with College standing committees in the fall for revisions prior to submission to ACPE. These report addresses:

- Program assessment related to the mission
- Changes in administration, resources, and facilities
- Inter-professional education plans
- Budget and personnel needs of Student Affairs
- Assessment of areas for greatest faculty needs
- Creation of a comprehensive faculty professional development plan
- Analysis of current and future space needs, and IT support
- Financial position relative to new program needs

Occupational Therapy: September 15th Application for Candidate Status:

The new Occupational Therapy Doctorate will be accredited by the Accreditation Council for Occupational Therapy Education (ACOTE). The application for candidate status is approaching completion. The application addresses the general overview of the program and faculty, plans for addressing 110 standards, a description of the curriculum with course syllabi, fieldwork experiences, financials, and a strategic plan.

Our three new faculty in the OTD program have been writing throughout the summer in order to complete the application by the September 15th deadline. In addition to Ann Burkhardt, Kathy Griner, and Jayna Fischbach, the OTD program has recently hired a new administrative assistant (Cassie Paterson) and a new academic support specialist (Carmalee Woods). Congratulations to all on their work in advancing the program!

DATA PEARLS

- The on-time graduation rate for the Drake PharmD class of 2015 was **89%**.
- A full **40** percent of 2015 Drake PharmD graduates were accepted to a competitive residency program. The national median for colleges and schools of pharmacy is just over 14% (Morton et al. AJPE 77 (10) 2013)
- The PCOA (Pharmacy Curriculum Outcomes Assessment) is now required of all pharmacy programs for students nearing the end of their didactic curriculum. PCOA is a 225 item exam broken down into four content areas:
 - Basic biomedical sciences (16% of the assessment)
 - Pharmaceutical sciences (30% of the assessment)
 - Social, behavioral, and administrative sciences (22% of the assessment)
 - Clinical sciences (32% of the assessment)

Visit the Assessment website at:

<http://www.drake.edu/cphs/about/databook/>

Great Universities Measure What They Value