



Riding the Wave

You've probably heard the phrases that we're 'riding the wave' and that 'a rising tide lifts all boats'. These phrases certainly apply to the quality programs within CPHS. We are riding a wave of success- from strong assessments related to advising, board pass rates, and student learning, to new, high-quality programs. Success in any one of our programs lifts all of our programs and pushes each to keep improving.

Although institutions of higher education are not riding a wave of increased enrollments, those that continue to innovate and show quality will flourish. In this issue of Assessment 1-2-3, we've compiled just a few of the indicators of our quality- quality faculty and staff, quality students, and quality programs. These are reasons while our enrollments exceed expectations in OT, have risen in pre-pharmacy for the first time in several years, remain strong in health sciences, and why interest in our athletic training program is high. There are great stories to tell as all of our boats are on the rise! cp

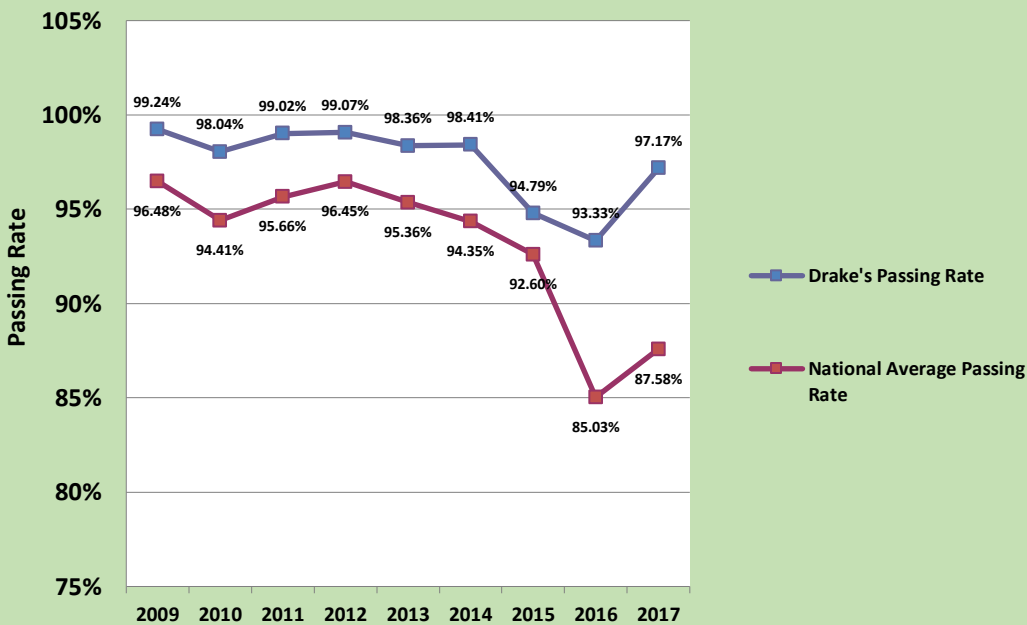
In this issue...

1. 2017 NAPLEX
2. 2018 Advising Survey
3. Scholarship Report
4. Upcoming events



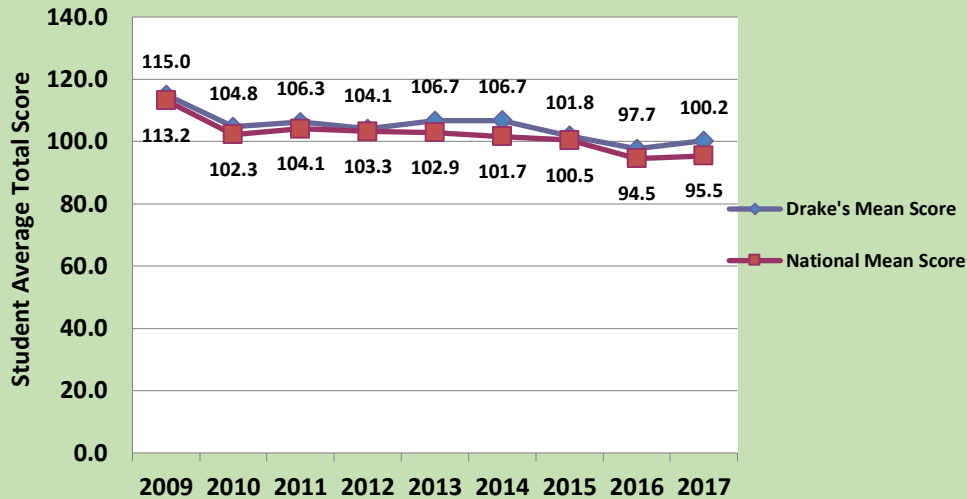
NAPLEX Pass Rate and Mean Scaled Score

First-Time Passing Rate on NAPLEX
2009-2017



CPHS Pharmacy students routinely exceeded the national first-time pass rate for the last ten years. In the last nine years, Drake students have never fallen below a 93% pass rate. For the last two years, Drake students were 10-12% above the national average. This speaks to the success of our students AND the faculty and staff that teach and support them. This 10% difference also supports the idea that our program has prepared students even better than others for current changes in the profession.

Mean Scaled Score on NAPLEX 2009-2017

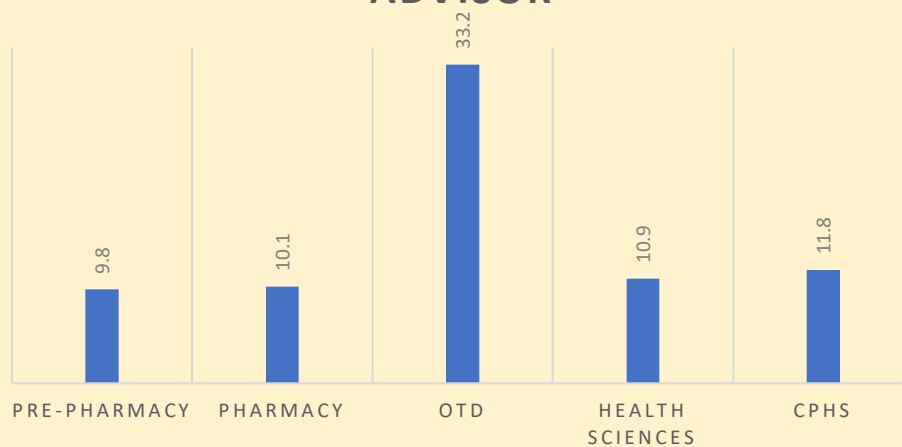


As you'd expect with pass rates exceeding the national rate, the mean scaled score for Drake students exceeded the national mean by 4.7 points. Again, this has been consistent for the last nine years. This can be attributed to great students, strong faculty, and a well taught curriculum.

2018 Advising Survey

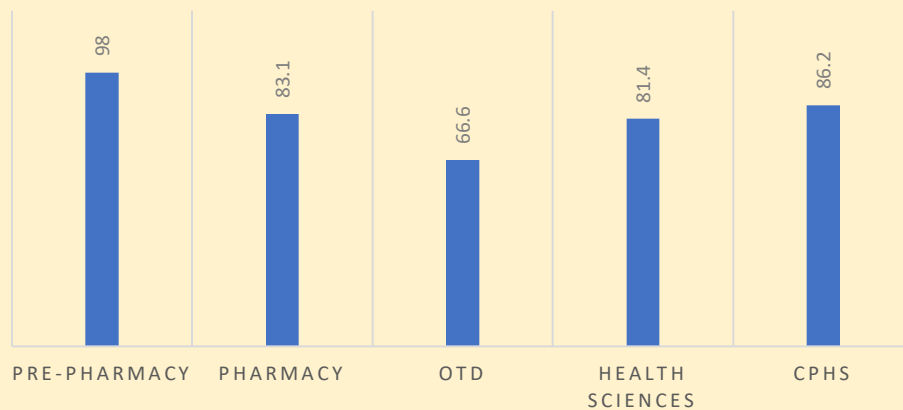
The 2017-2018 Advisor Evaluations were conducted April 9 to May 20, 2018. The survey was sent to 799 CPHS students and we achieved a 44.9% response rate. Here are some of the highlights from the survey. All CPHS programs showed some positive change. Overall the survey was fairly consistent with the 16-17 survey.

NUMBER OF INTERACTIONS WITH ADVISOR



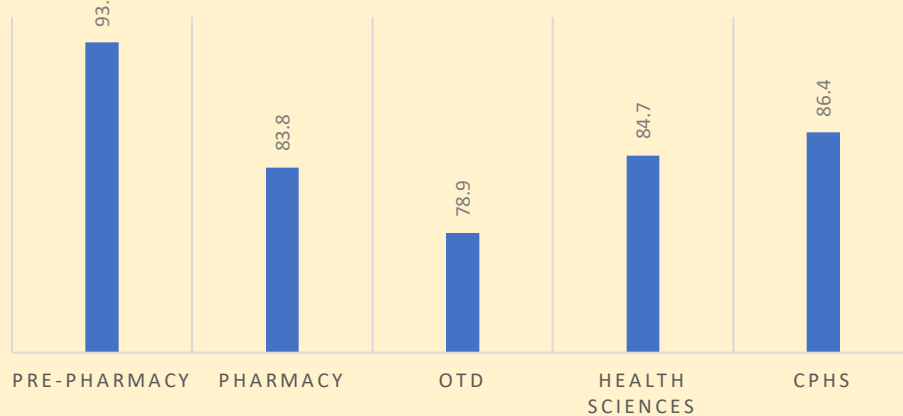
This is the total number of meetings, emails, phone call and other interactions as reported by students. Occupational Therapy students reported over 33 interactions with their advisors. Overall, the average for CPHS represents an increase from 16-17.

HAS DISCUSSED MY OVERALL DRAKE EXPERIENCE (%)



The 17-18 percentages are on par with 16-17. The CPHS percent in 16-17 was 88.8%. Though no significant change was reported, this continues to be a strong indication of how CPHS advisors are committed to more than program curriculum. Good work.

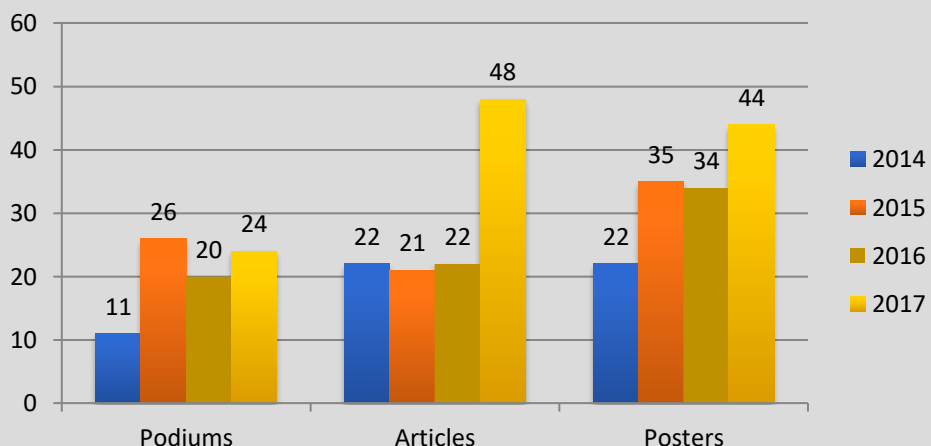
OVERALL, I HAVE A GOOD FACULTY ADVISOR (%)



Health Sciences and Pre-pharmacy percent increased from 16-17 to 17-18. Overall, CPHS 86.4% was within on point of the 16-17 percent. Great job by all of our advisors.

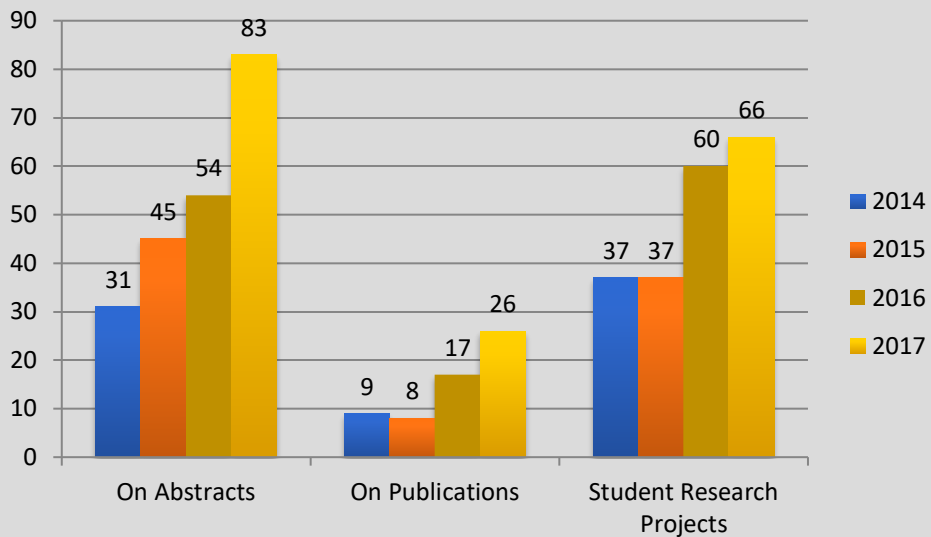
CPHS Scholarship Report

CPHS Peer Reviewed Work: 4 Year Trend



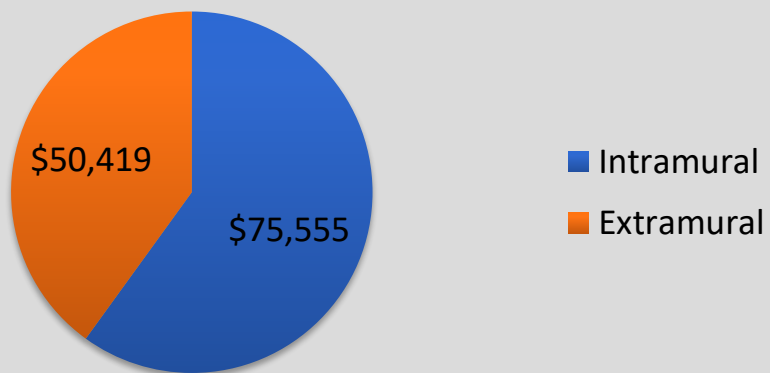
CPHS faculty greatly increased the number of peer reviewed articles over the last four years. Peer reviewed articles more than doubled from 2014 to 2017 (55 total peer reviewed in 2014 compared to 116 in 2017). We have gained more faculty in recent years, but scholarship has outpaced that increase. This is truly great work by our faculty.

Student Co-Authors: 4 Year Trend



Faculty are committed to undergraduate/professional research opportunities for our students. Student co-authors for abstracts, publications, and student research all hit four-year highs in 2017. Great work in mentoring CPHS students and advancing the professions through research and scholarship!

New CPHS Grants, 2017



There were 14 intramural grants and 8 extramural grants awarded during FY 2017. Both are increases from 2016 (9, 5). Dollars also increased from 2016.

The \$75,555 in intramural funding is a \$15,851 increase from 2016.

Extramural funding increased \$15,819 from 2016.

Upcoming Events

October 30-31, 2018
 January 2019
 March 30, 2019
 May 1, 2019
 July 1, 2019
 August 2019
 September 2019

ACOTE accreditation site visit for the Occupational Therapy Program
 Biannual Pharmacy Curriculum Review
 Occupation Therapy Annual Report due
 Assessment Meeting with OTD to follow-up on Annual Report
 Athletic Training, Health Sciences, and Pharmacy Annual Reports due
 Athletic Training students start
 Assessment Meetings with Pharmacy, Health Sciences, and Athletic Training to follow-up on Annual Report

Visit the Assessment website at:

<http://www.drake.edu/cphs/about/databook/>

Great Universities Measure What They Value