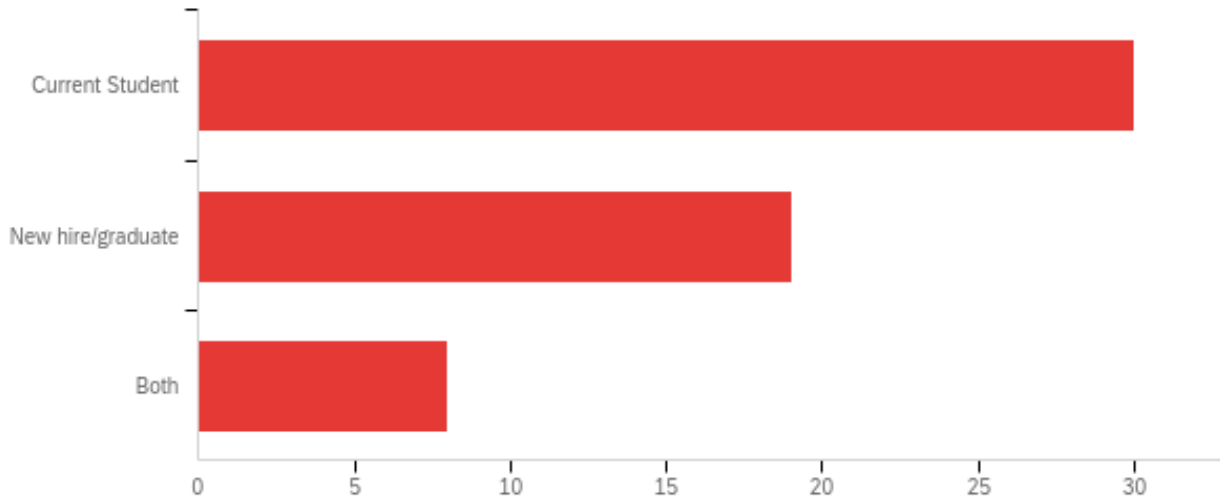


# Default Report

Counseling Program Evaluation - Employers and Supervisors

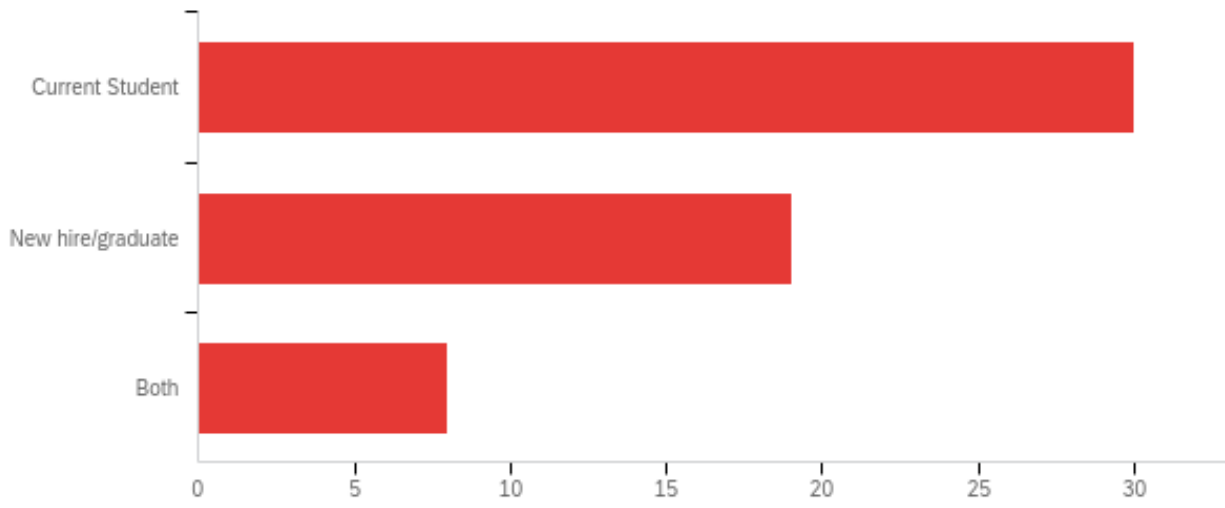
January 2, 2022, 9:13 am CST

**Q9 - Are you rating a current student (within the last 12 months) or a new hire/graduate from the Counseling Program at Drake University?**

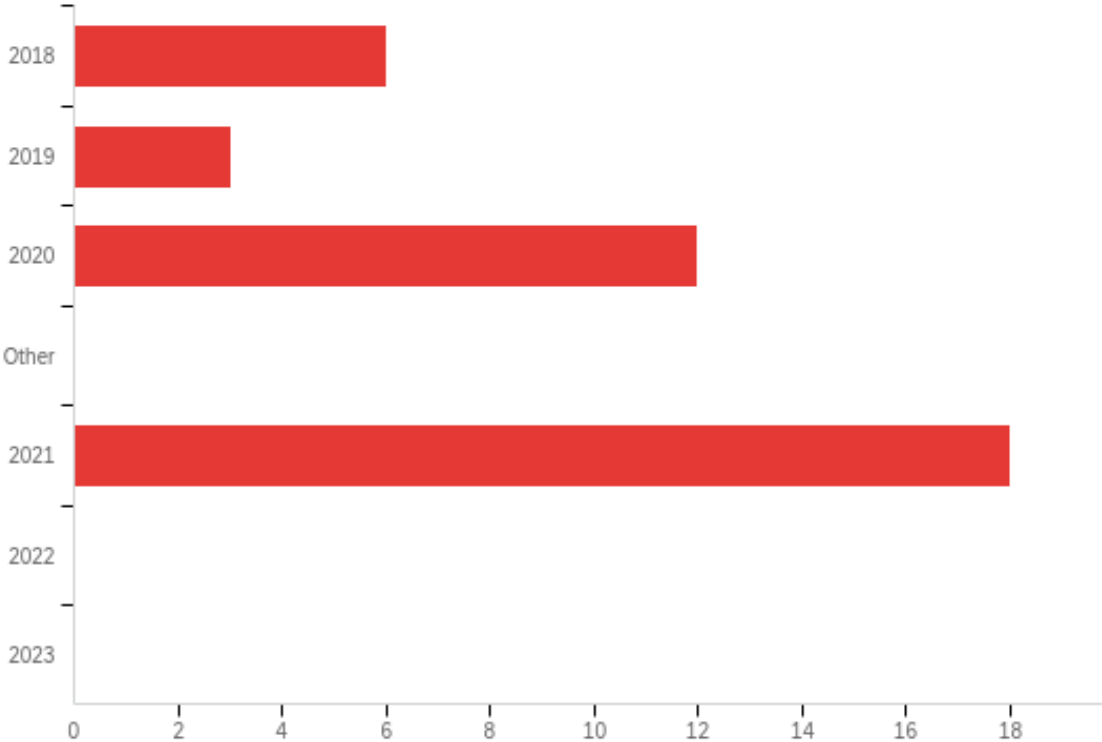


#	Field	Minimum	Maximum	Mean	Std Deviation	Variance	Count
1	Are you rating a current student (within the last 12 months) or a new hire/graduate from the Counseling Program at Drake University?	1.00	3.00	1.61	0.72	0.52	57

#	Answer	%	Count
1	Current Student	52.63%	30
2	New hire/graduate	33.33%	19
3	Both	14.04%	8
	Total	100%	57



**Q1 - What year did you supervise a student or hire a graduate from the Counseling Program at Drake?**



#	Field	Minimum	Maximum	Mean	Std Deviation	Variance	Count
1	What year did you supervise a student or hire a graduate from the Counseling Program at Drake?	1.00	10.00	7.00	2.71	7.36	56

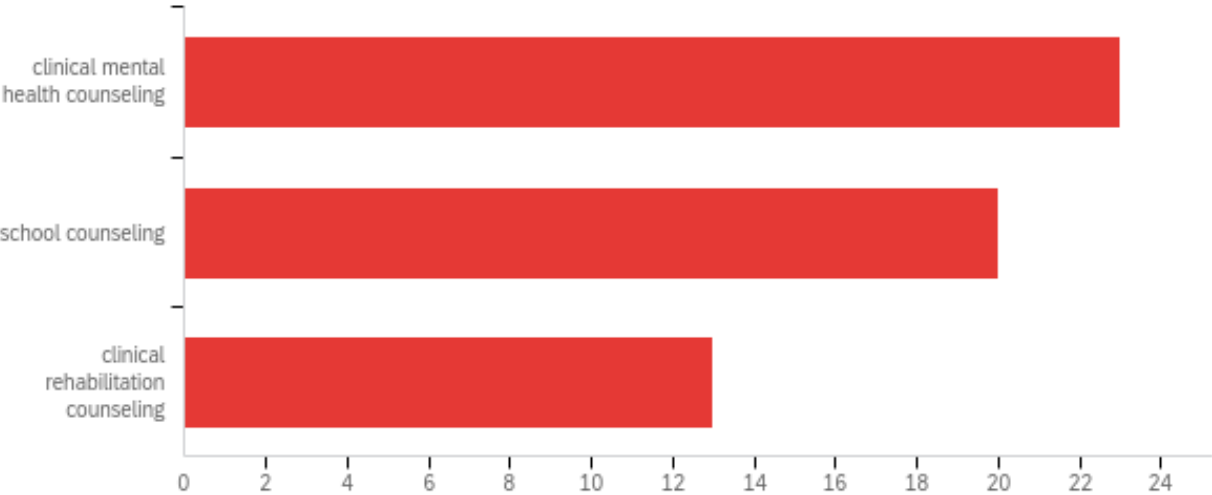
#	Answer	%	Count
6	2018	15.38%	6
7	2019	7.69%	3
8	2020	30.77%	12
9	Other	0.00%	0
10	2021	46.15%	18
11	2022	0.00%	0
12	2023	0.00%	0

Total

100%

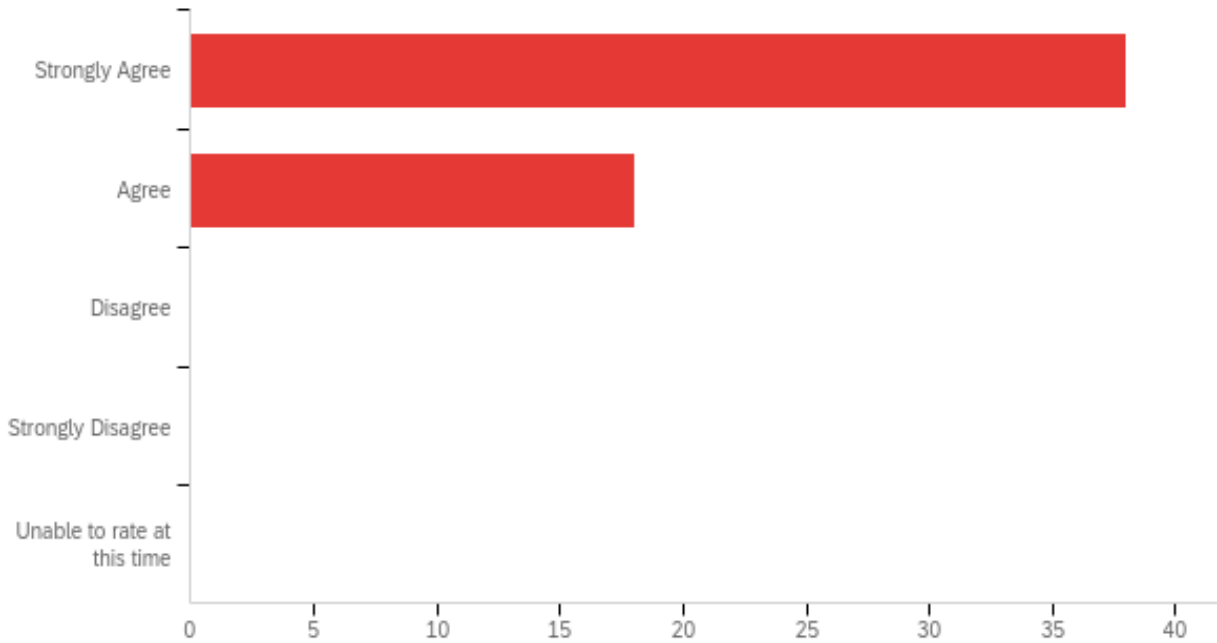
39

**Q2 - Select the specialization(s) of the graduate/student you are rating.**



#	Answer	%	Count
1	clinical mental health counseling	41.07%	23
2	school counseling	35.71%	20
3	clinical rehabilitation counseling	23.21%	13
	Total	100%	56

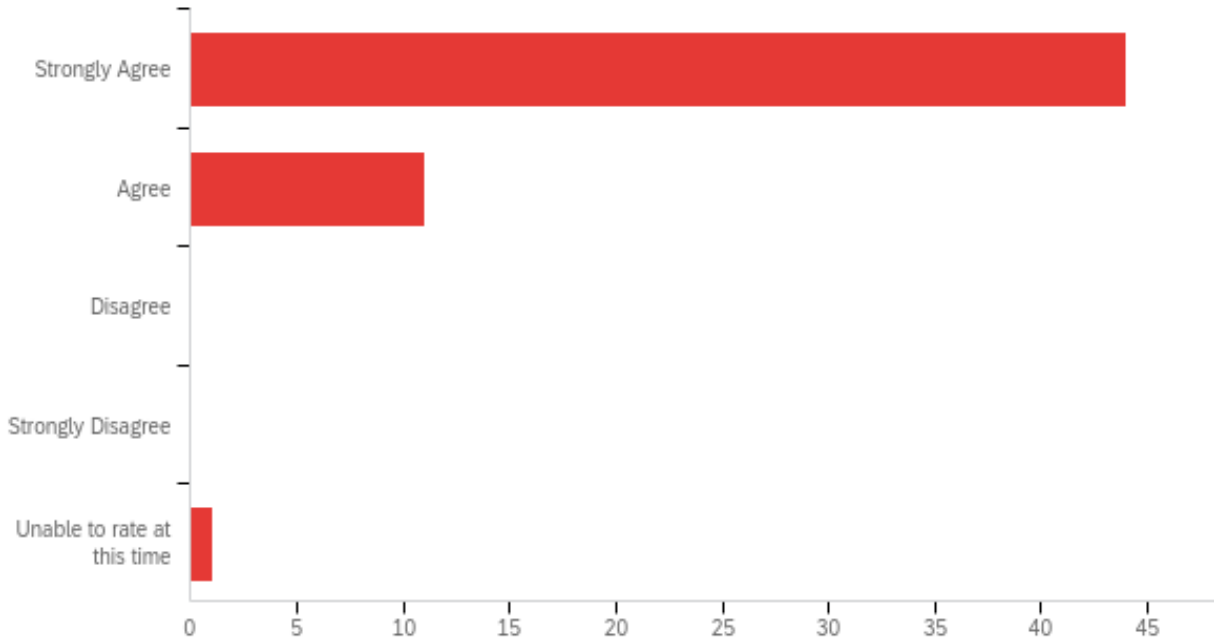
**Q3 - Individual identifies as a professional counselor in their interactions with clients, students, the public, peers, and other professionals.**



#	Field	Minimum	Maximum	Mean	Std Deviation	Variance	Count
1	Individual identifies as a professional counselor in their interactions with clients, students, the public, peers, and other professionals.	1.00	2.00	1.32	0.47	0.22	56

#	Answer	%	Count
1	Strongly Agree	67.86%	38
2	Agree	32.14%	18
3	Disagree	0.00%	0
4	Strongly Disagree	0.00%	0
5	Unable to rate at this time	0.00%	0
	Total	100%	56

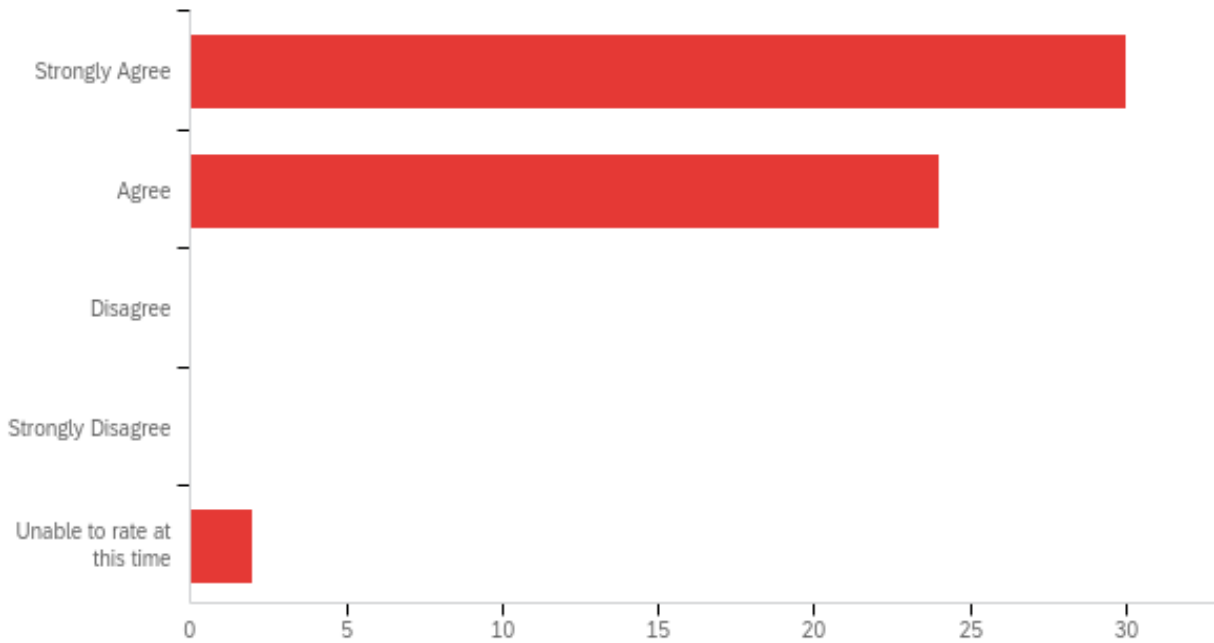
**Q4 - Individual applies ethical standard of professional counseling in their practice.**



#	Field	Minimum	Maximum	Mean	Std Deviation	Variance	Count
1	Individual applies ethical standard of professional counseling in their practice.	1.00	5.00	1.27	0.64	0.41	56

#	Answer	%	Count
1	Strongly Agree	78.57%	44
2	Agree	19.64%	11
3	Disagree	0.00%	0
4	Strongly Disagree	0.00%	0
5	Unable to rate at this time	1.79%	1
	Total	100%	56

**Q7 - Individual demonstrates knowledge of individual and cultural differences.**

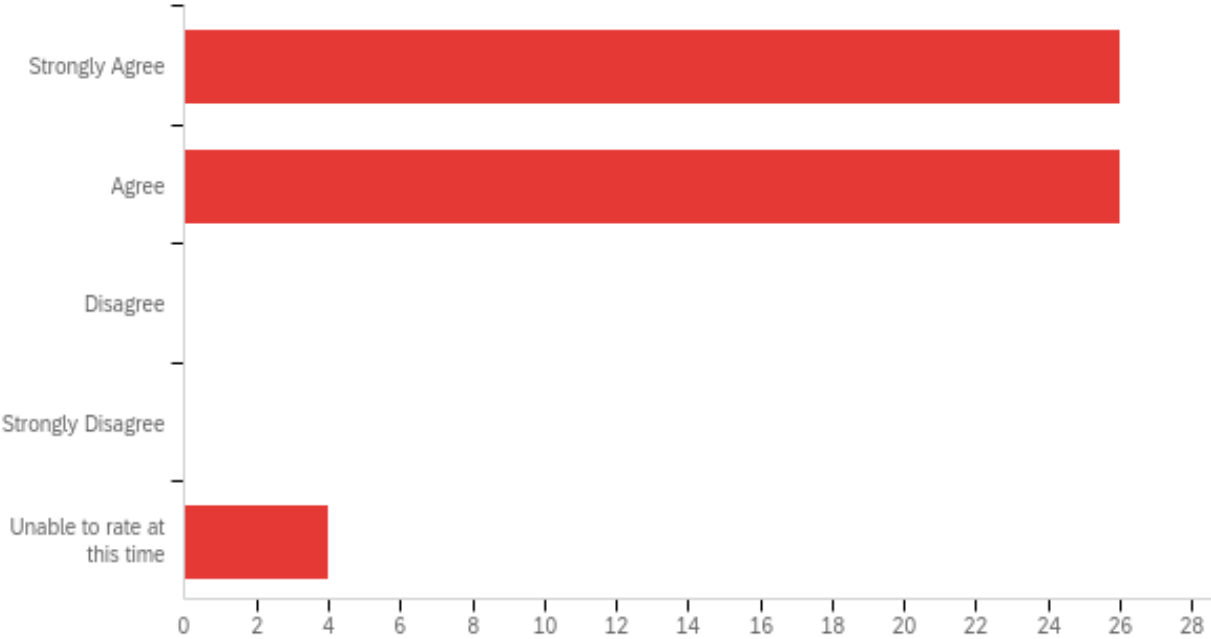


#	Field	Minimum	Maximum	Mean	Std Deviation	Variance	Count
1	Individual demonstrates knowledge of individual and cultural differences.	1.00	5.00	1.57	0.82	0.67	56

#	Answer	%	Count
1	Strongly Agree	53.57%	30
2	Agree	42.86%	24
3	Disagree	0.00%	0
4	Strongly Disagree	0.00%	0
5	Unable to rate at this time	3.57%	2
	Total	100%	56



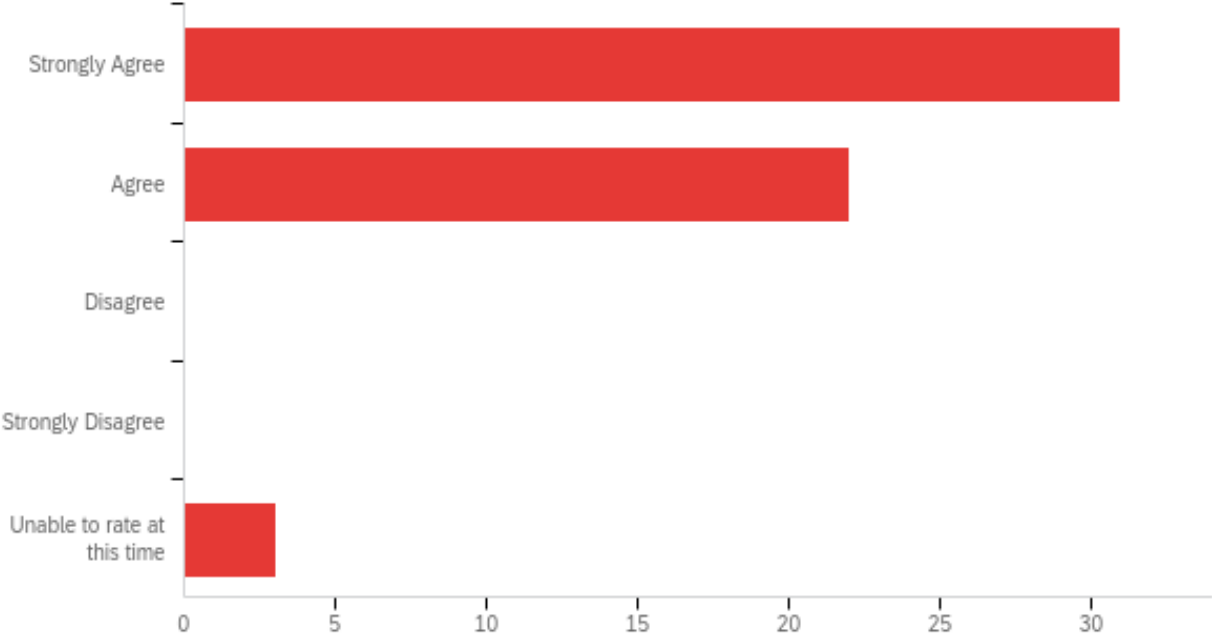
**Q5 - Individual demonstrates awareness of how their own cultural background and life experiences shape their views of others.**



#	Field	Minimum	Maximum	Mean	Std Deviation	Variance	Count
1	Individual demonstrates awareness of how their own cultural background and life experiences shape their views of others.	1.00	5.00	1.75	1.02	1.04	56

#	Answer	%	Count
1	Strongly Agree	46.43%	26
2	Agree	46.43%	26
3	Disagree	0.00%	0
4	Strongly Disagree	0.00%	0
5	Unable to rate at this time	7.14%	4
	Total	100%	56

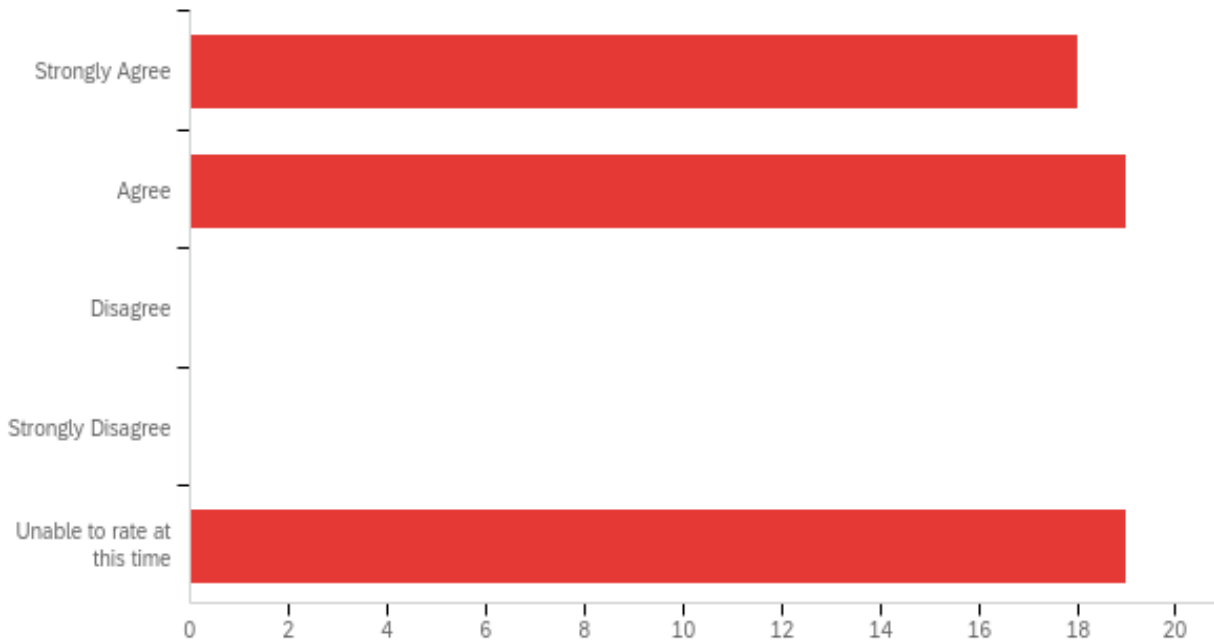
**Q8 - Individual applies their knowledge of the biological, psychological, social, and cultural factors affecting human development.**



#	Field	Minimum	Maximum	Mean	Std Deviation	Variance	Count
1	Individual applies their knowledge of the biological, psychological, social, and cultural factors affecting human development.	1.00	5.00	1.61	0.94	0.88	56

#	Answer	%	Count
1	Strongly Agree	55.36%	31
2	Agree	39.29%	22
3	Disagree	0.00%	0
4	Strongly Disagree	0.00%	0
5	Unable to rate at this time	5.36%	3
	Total	100%	56

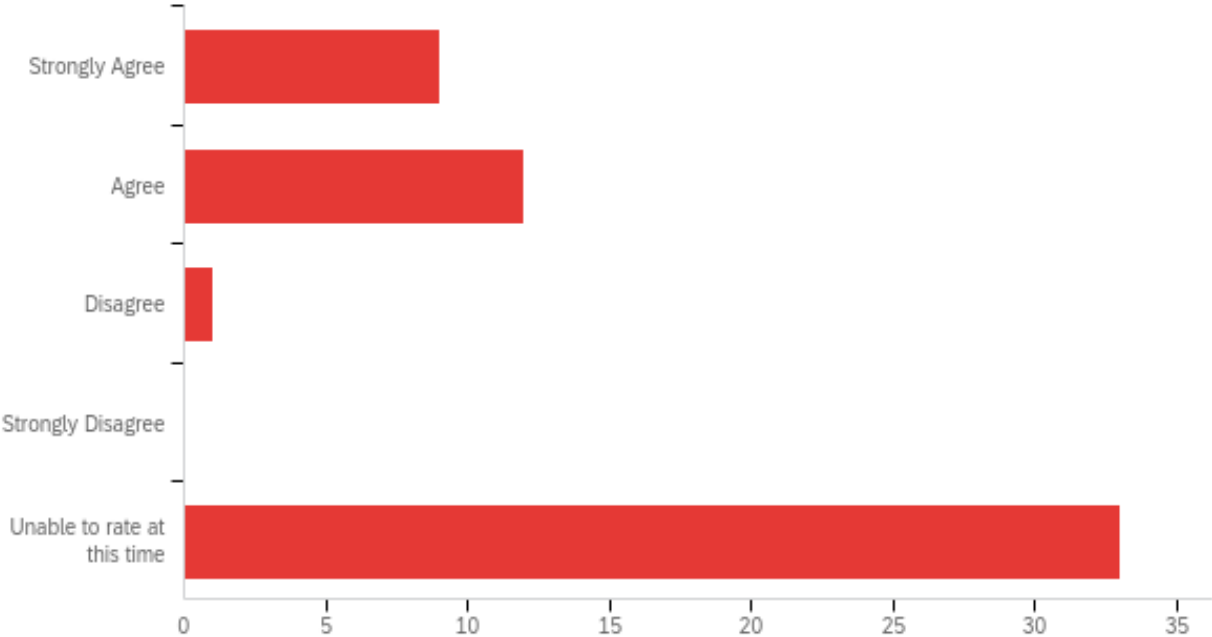
**Q11 - Individual applies career development theory in their practice of counseling.**



#	Field	Minimum	Maximum	Mean	Std Deviation	Variance	Count
1	Individual applies career development theory in their practice of counseling.	1.00	5.00	2.70	1.70	2.89	56

#	Answer	%	Count
1	Strongly Agree	32.14%	18
2	Agree	33.93%	19
3	Disagree	0.00%	0
4	Strongly Disagree	0.00%	0
5	Unable to rate at this time	33.93%	19
	Total	100%	56

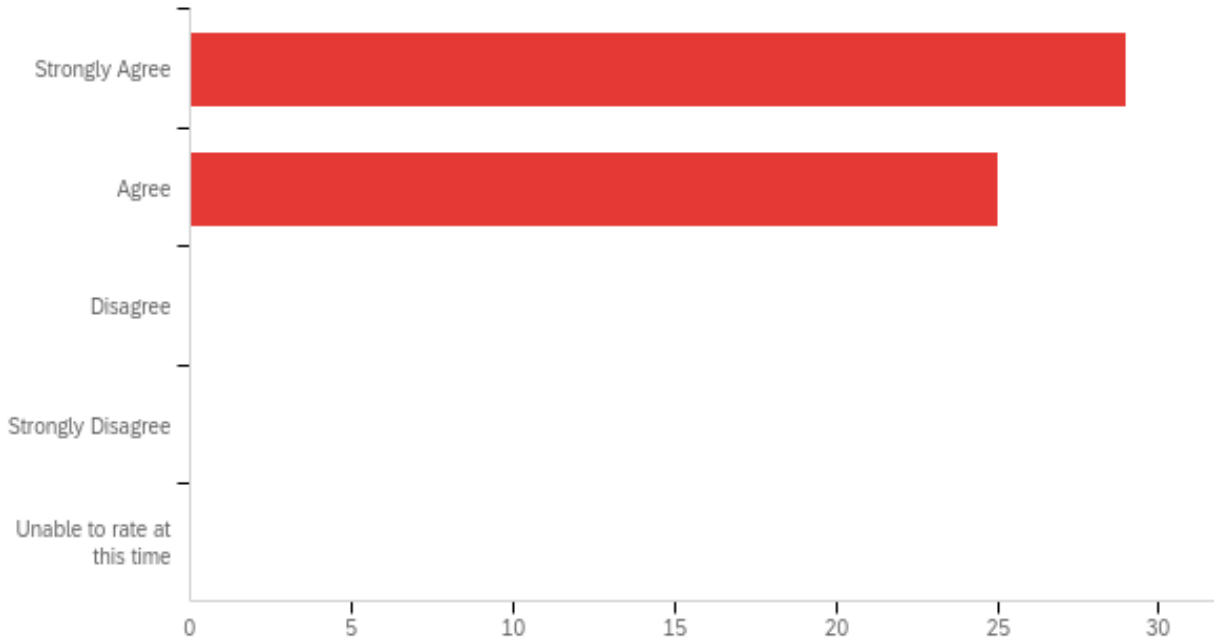
**Q12 - Individual utilizes labor market data to assist individuals in post-secondary and career decision making.**



#	Field	Minimum	Maximum	Mean	Std Deviation	Variance	Count
1	Individual utilizes labor market data to assist individuals in post-secondary and career decision making.	1.00	5.00	3.65	1.69	2.84	55

#	Answer	%	Count
1	Strongly Agree	16.36%	9
2	Agree	21.82%	12
3	Disagree	1.82%	1
4	Strongly Disagree	0.00%	0
5	Unable to rate at this time	60.00%	33
	Total	100%	55

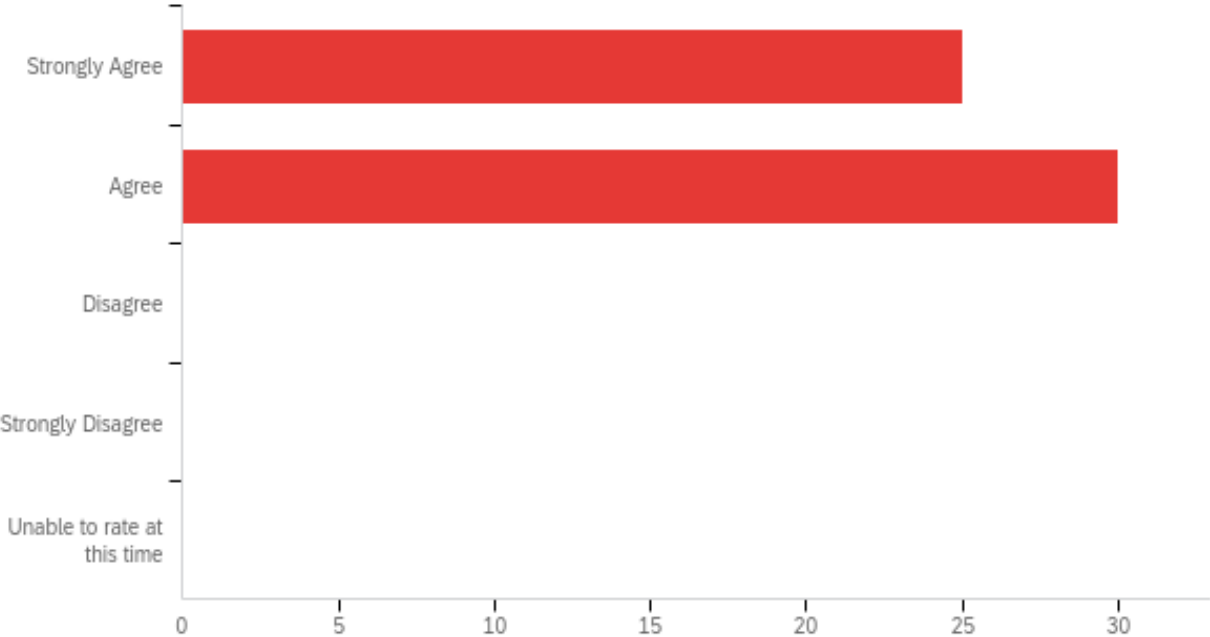
**Q13 - Individual demonstrates essential interviewing and counseling skills.**



#	Field	Minimum	Maximum	Mean	Std Deviation	Variance	Count
1	Individual demonstrates essential interviewing and counseling skills.	1.00	2.00	1.46	0.50	0.25	54

#	Answer	%	Count
1	Strongly Agree	53.70%	29
2	Agree	46.30%	25
3	Disagree	0.00%	0
4	Strongly Disagree	0.00%	0
5	Unable to rate at this time	0.00%	0
	Total	100%	54

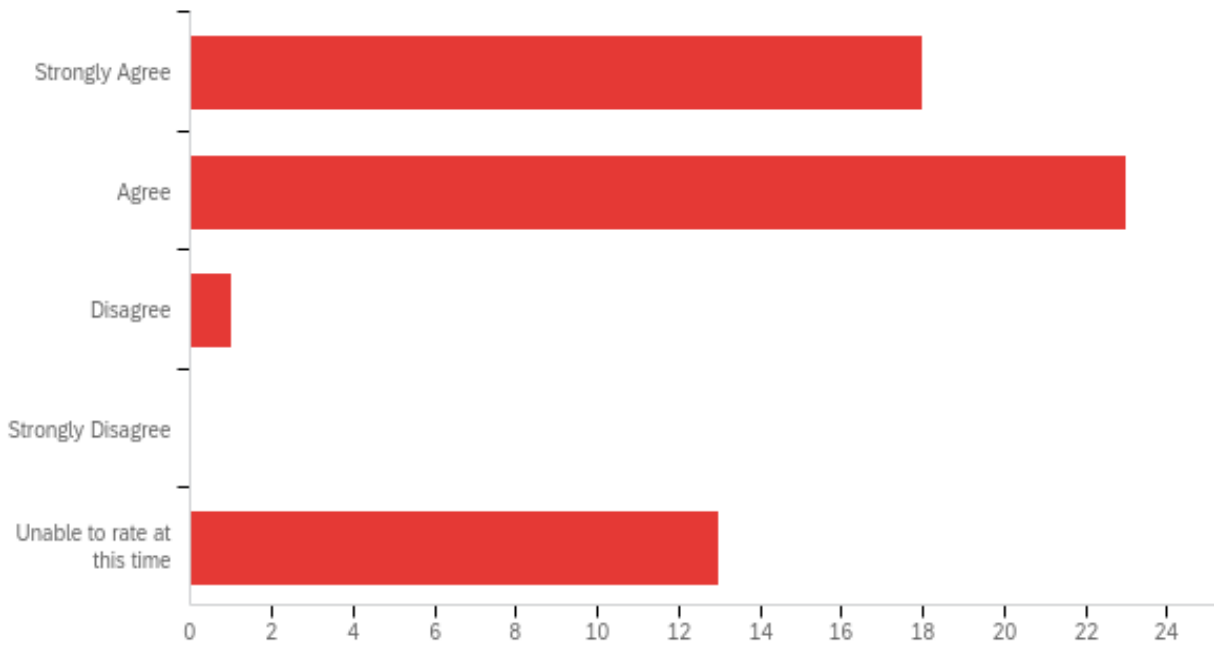
**Q14 - Individual develops/articulates case conceptualizations and identify barriers to individuals achieving their goals.**



#	Field	Minimum	Maximum	Mean	Std Deviation	Variance	Count
1	Individual develops/articulates case conceptualizations and identify barriers to individuals achieving their goals.	1.00	2.00	1.55	0.50	0.25	55

#	Answer	%	Count
1	Strongly Agree	45.45%	25
2	Agree	54.55%	30
3	Disagree	0.00%	0
4	Strongly Disagree	0.00%	0
5	Unable to rate at this time	0.00%	0
	Total	100%	55

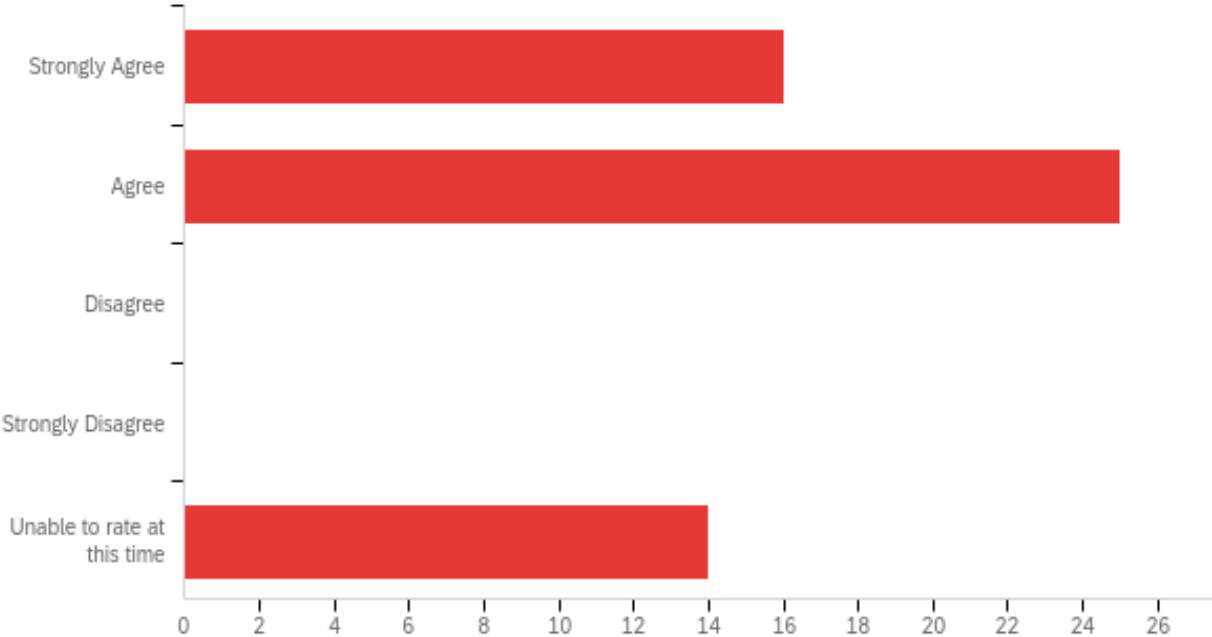
**Q15 - Individual articulates knowledge of when a group counseling strategy would be effective, how to appropriately select participants and strategies.**



#	Field	Minimum	Maximum	Mean	Std Deviation	Variance	Count
1	Individual articulates knowledge of when a group counseling strategy would be effective, how to appropriately select participants and strategies.	1.00	5.00	2.40	1.52	2.31	55

#	Answer	%	Count
1	Strongly Agree	32.73%	18
2	Agree	41.82%	23
3	Disagree	1.82%	1
4	Strongly Disagree	0.00%	0
5	Unable to rate at this time	23.64%	13
	Total	100%	55

**Q16 - Individual demonstrates ability to apply culturally relevant and ethical strategies to design and facilitate groups.**



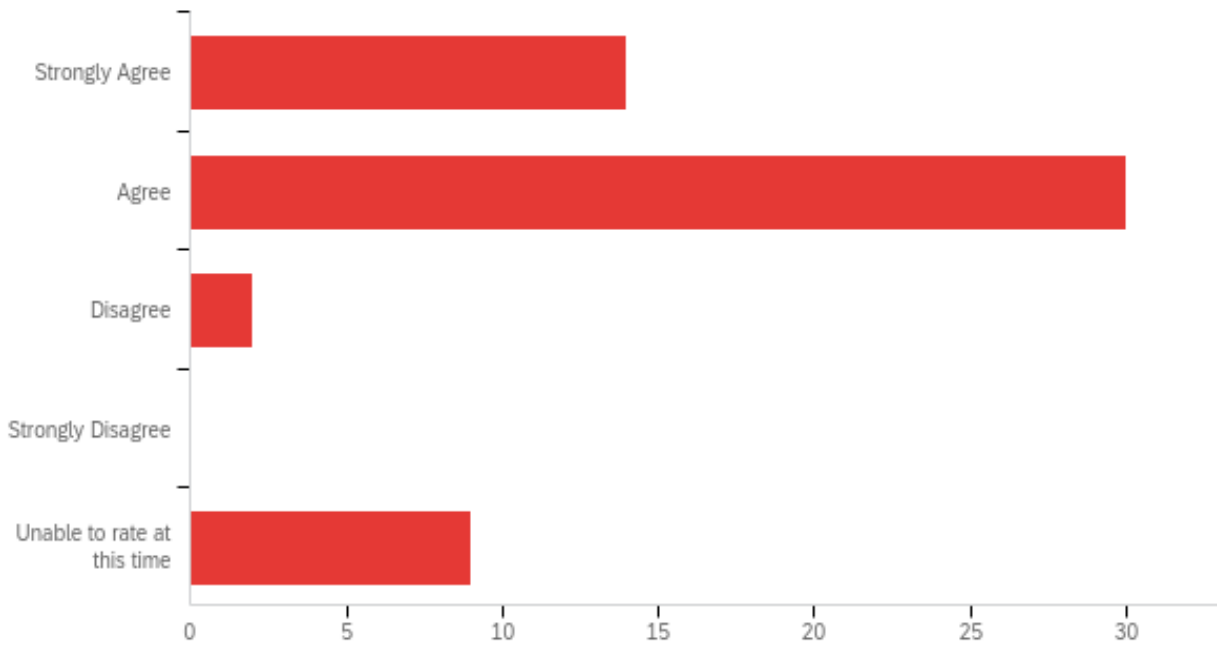
#	Field	Minimum	Maximum	Mean	Std Deviation	Variance	Count
1	Individual demonstrates ability to apply culturally relevant and ethical strategies to design and facilitate groups.	1.00	5.00	2.47	1.54	2.36	55

#	Answer	%	Count
1	Strongly Agree	29.09%	16
2	Agree	45.45%	25
3	Disagree	0.00%	0
4	Strongly Disagree	0.00%	0
5	Unable to rate at this time	25.45%	14
	Total	100%	55



**Q17 - Individual demonstrates an understanding of when and how to select and use the appropriate assessment and testing strategies with individuals from different populations**

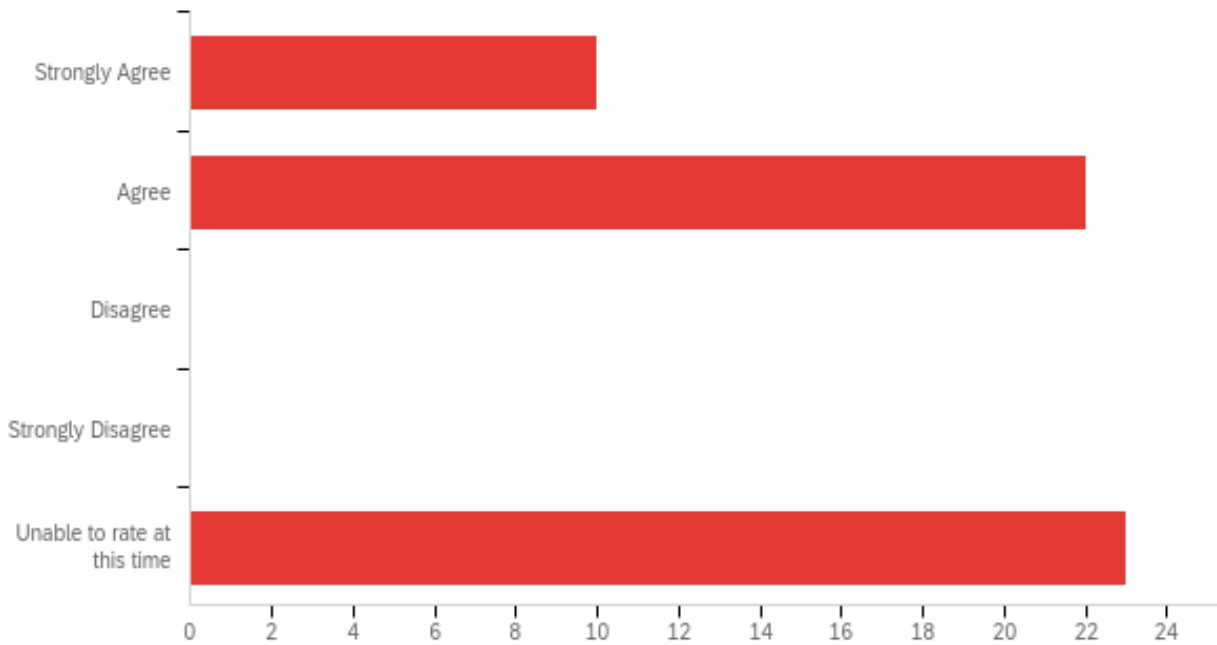
.



#	Field	Minimum	Maximum	Mean	Std Deviation	Variance	Count
1	Individual demonstrates an understanding of when and how to select and use the appropriate assessment and testing strategies with individuals from different populations .	1.00	5.00	2.27	1.30	1.69	55

#	Answer	%	Count
1	Strongly Agree	25.45%	14
2	Agree	54.55%	30
3	Disagree	3.64%	2
4	Strongly Disagree	0.00%	0
5	Unable to rate at this time	16.36%	9
	Total	100%	55

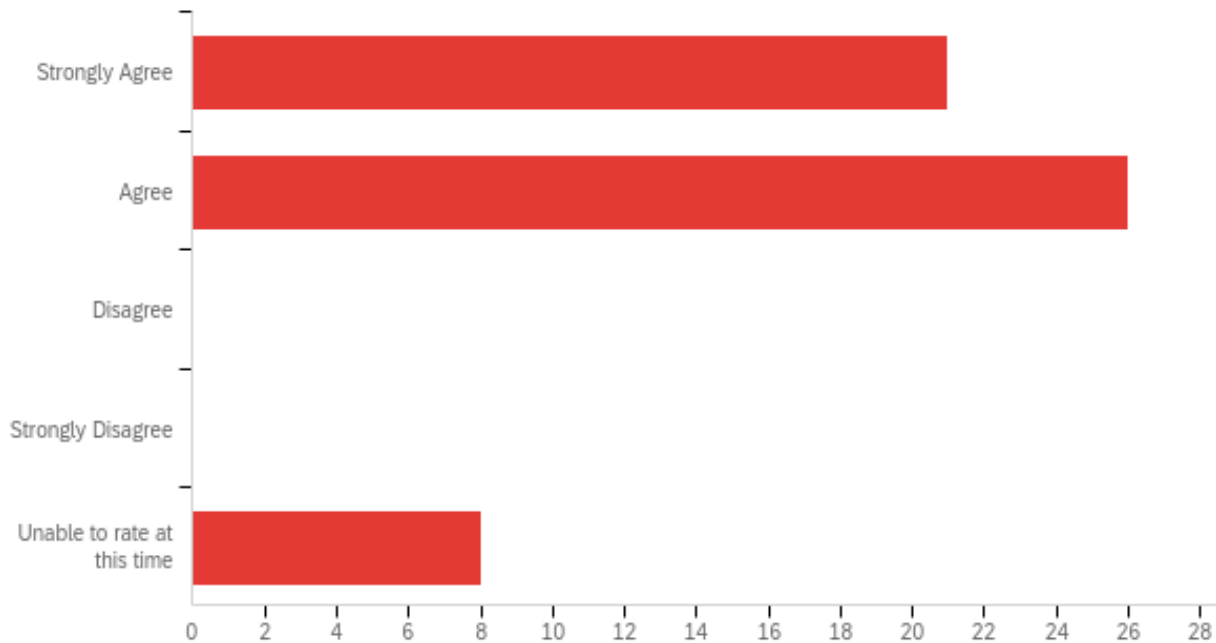
**Q18 - Individual articulates knowledge of ethically and culturally appropriate research process .**



#	Field	Minimum	Maximum	Mean	Std Deviation	Variance	Count
1	Individual articulates knowledge of ethically and culturally appropriate research process	1.00	5.00	3.07	1.67	2.79	55

#	Answer	%	Count
1	Strongly Agree	18.18%	10
2	Agree	40.00%	22
3	Disagree	0.00%	0
4	Strongly Disagree	0.00%	0
5	Unable to rate at this time	41.82%	23
	Total	100%	55

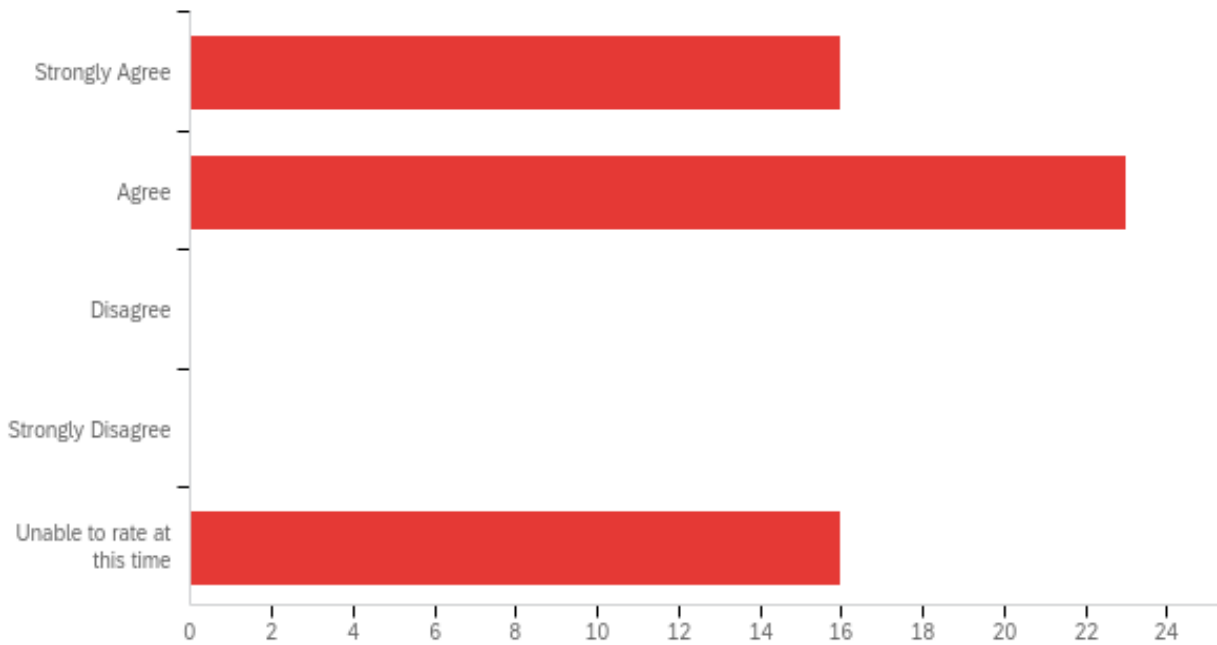
**Q19 - Individual demonstrates the ability to critically evaluate data and use it to inform their counseling practice.**



#	Field	Minimum	Maximum	Mean	Std Deviation	Variance	Count
1	Individual demonstrates the ability to critically evaluate data and use it to inform their counseling practice.	1.00	5.00	2.05	1.30	1.69	55

#	Answer	%	Count
1	Strongly Agree	38.18%	21
2	Agree	47.27%	26
3	Disagree	0.00%	0
4	Strongly Disagree	0.00%	0
5	Unable to rate at this time	14.55%	8
	Total	100%	55

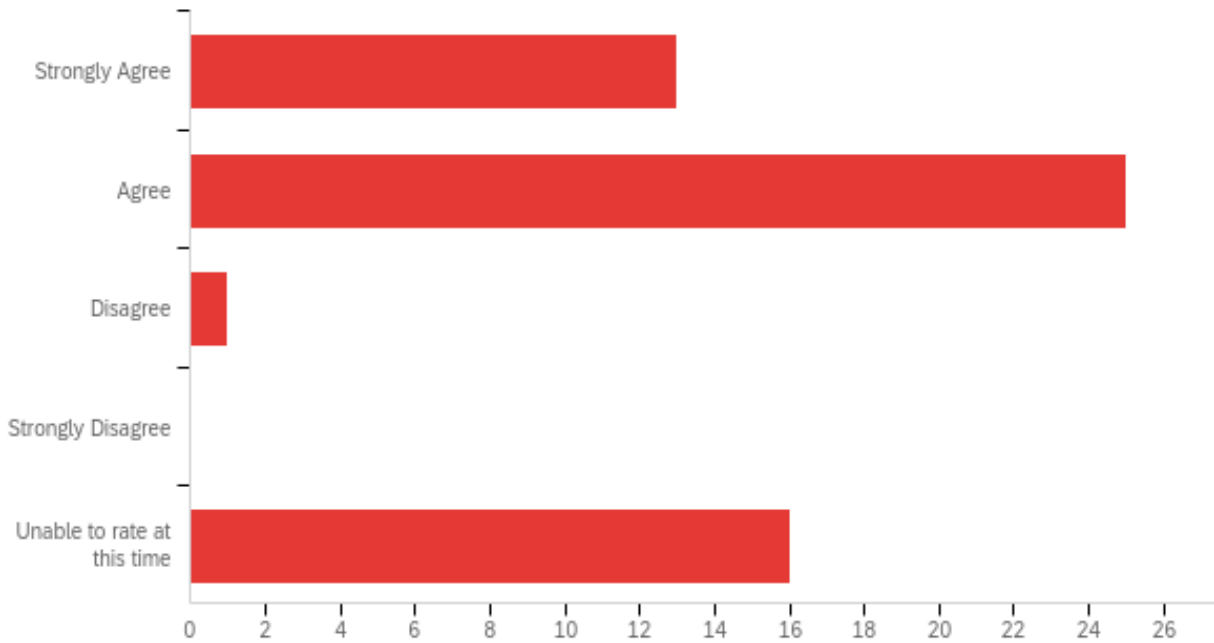
**Q20 - Individual demonstrates knowledge of developing and assessing comprehensive counseling programs.**



#	Field	Minimum	Maximum	Mean	Std Deviation	Variance	Count
1	Individual demonstrates knowledge of developing and assessing comprehensive counseling programs.	1.00	5.00	2.58	1.60	2.57	55

#	Answer	%	Count
1	Strongly Agree	29.09%	16
2	Agree	41.82%	23
3	Disagree	0.00%	0
4	Strongly Disagree	0.00%	0
5	Unable to rate at this time	29.09%	16
	Total	100%	55

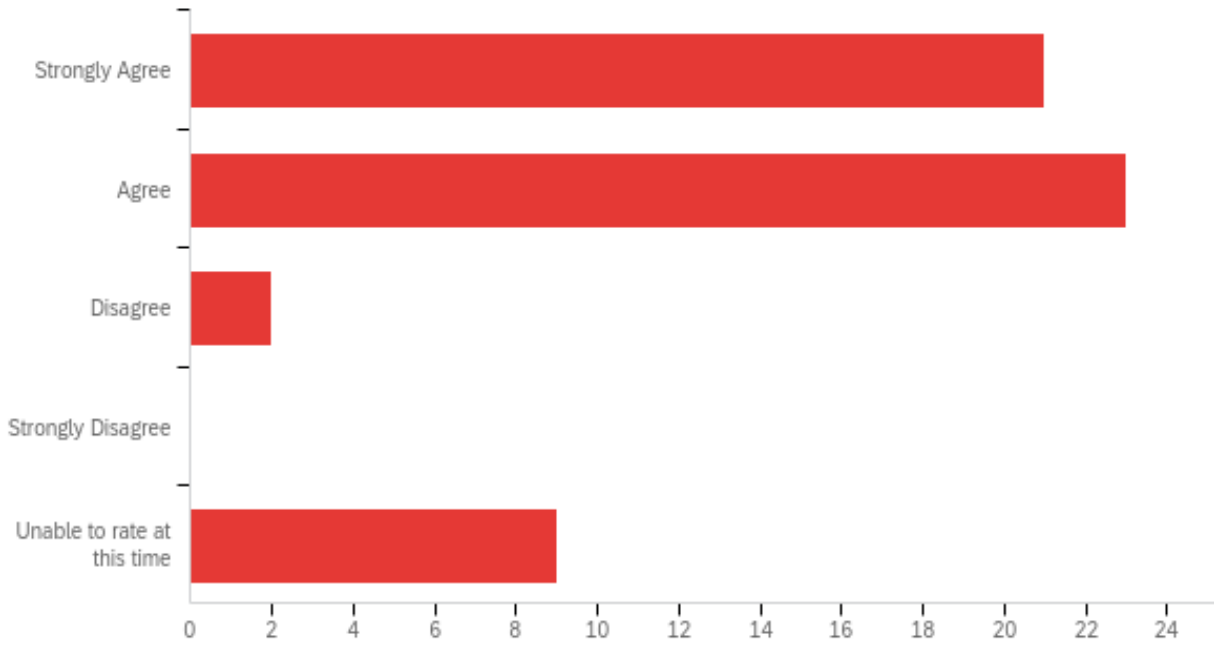
**Q21 - Individual demonstrates knowledge of legislation, government policy.**



#	Field	Minimum	Maximum	Mean	Std Deviation	Variance	Count
1	Individual demonstrates knowledge of legislation, government policy.	1.00	5.00	2.65	1.56	2.44	55

#	Answer	%	Count
1	Strongly Agree	23.64%	13
2	Agree	45.45%	25
3	Disagree	1.82%	1
4	Strongly Disagree	0.00%	0
5	Unable to rate at this time	29.09%	16
	Total	100%	55

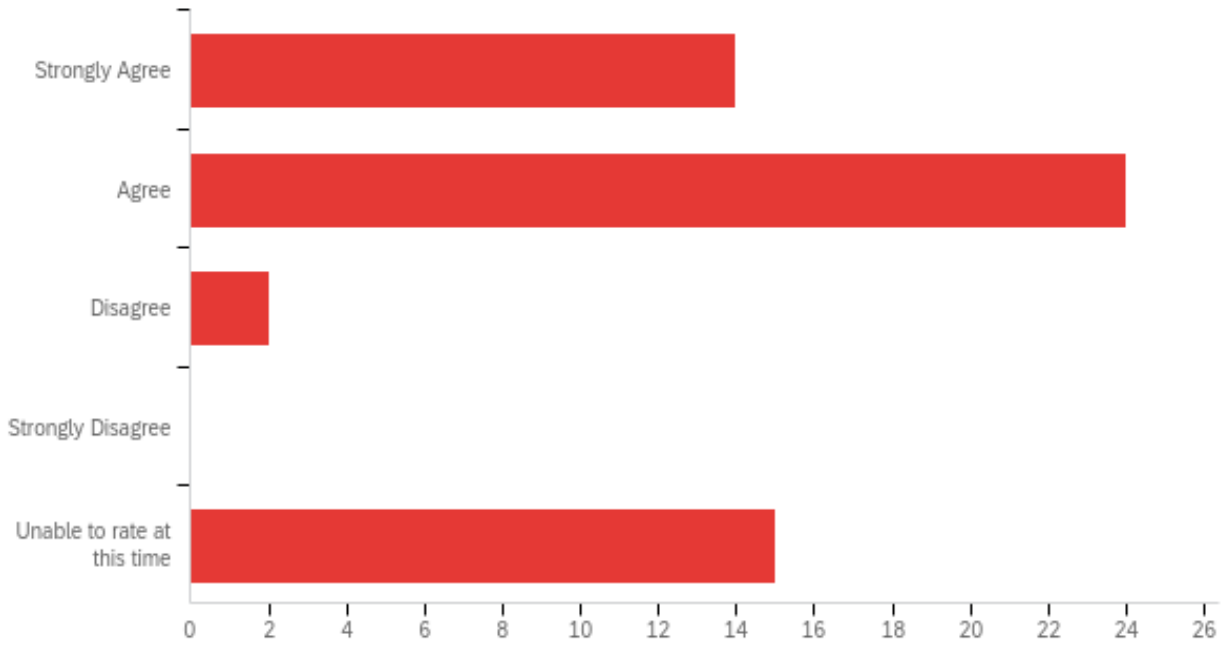
**Q22 - Individual demonstrates knowledge in consultation, crisis management, college and career readiness and risk assessment.**



#	Field	Minimum	Maximum	Mean	Std Deviation	Variance	Count
1	Individual demonstrates knowledge in consultation, crisis management, college and career readiness and risk assessment.	1.00	5.00	2.15	1.37	1.87	55

#	Answer	%	Count
1	Strongly Agree	38.18%	21
2	Agree	41.82%	23
3	Disagree	3.64%	2
4	Strongly Disagree	0.00%	0
5	Unable to rate at this time	16.36%	9
	Total	100%	55

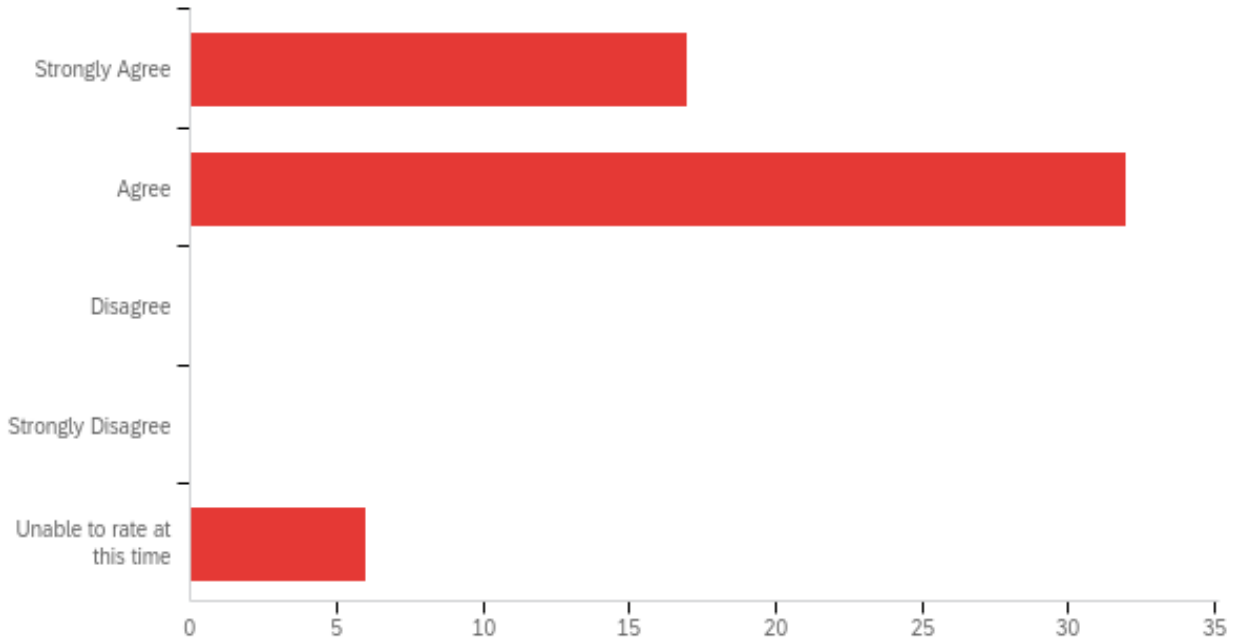
**Q23 - Individual demonstrates skills in using interventions for academic achievement, college, and career readiness peer interventions.**



#	Field	Minimum	Maximum	Mean	Std Deviation	Variance	Count
1	Individual demonstrates skills in using interventions for academic achievement, college and career readiness peer interventions.	1.00	5.00	2.60	1.54	2.39	55

#	Answer	%	Count
1	Strongly Agree	25.45%	14
2	Agree	43.64%	24
3	Disagree	3.64%	2
4	Strongly Disagree	0.00%	0
5	Unable to rate at this time	27.27%	15
	Total	100%	55

**Q24 - Individual engages in data informed decision making.**

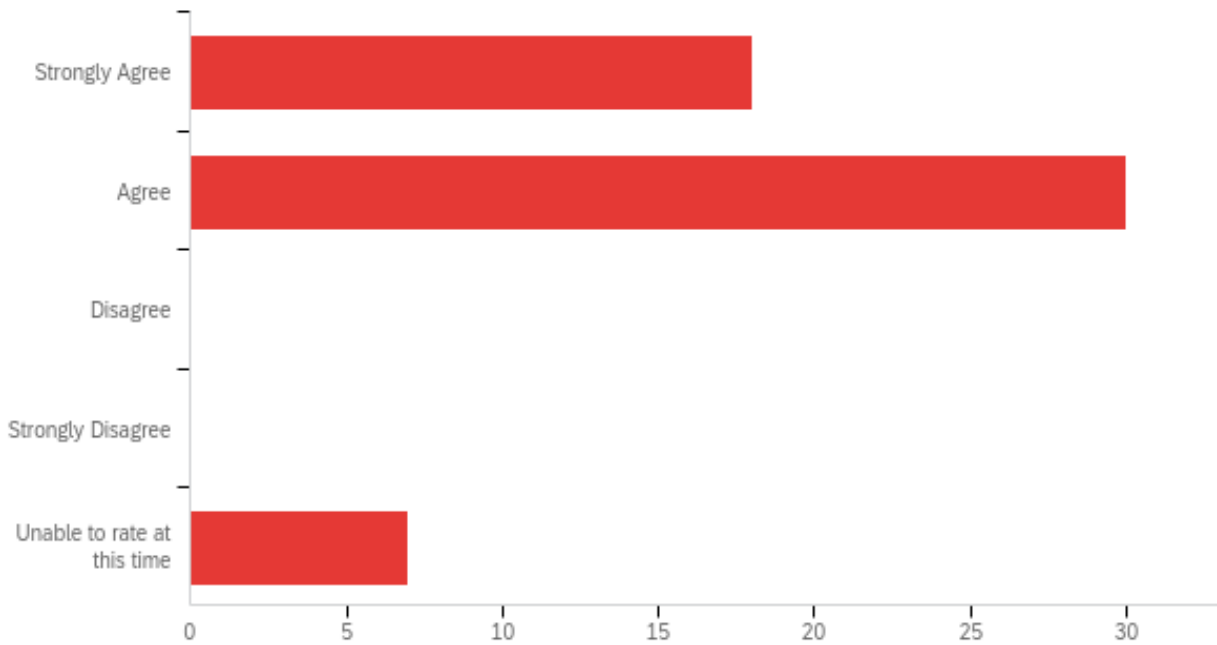


#	Field	Minimum	Maximum	Mean	Std Deviation	Variance	Count
1	Individual engages in data informed decision making.	1.00	5.00	2.02	1.14	1.29	55

#	Answer	%	Count
1	Strongly Agree	30.91%	17
2	Agree	58.18%	32
3	Disagree	0.00%	0
4	Strongly Disagree	0.00%	0
5	Unable to rate at this time	10.91%	6
	Total	100%	55



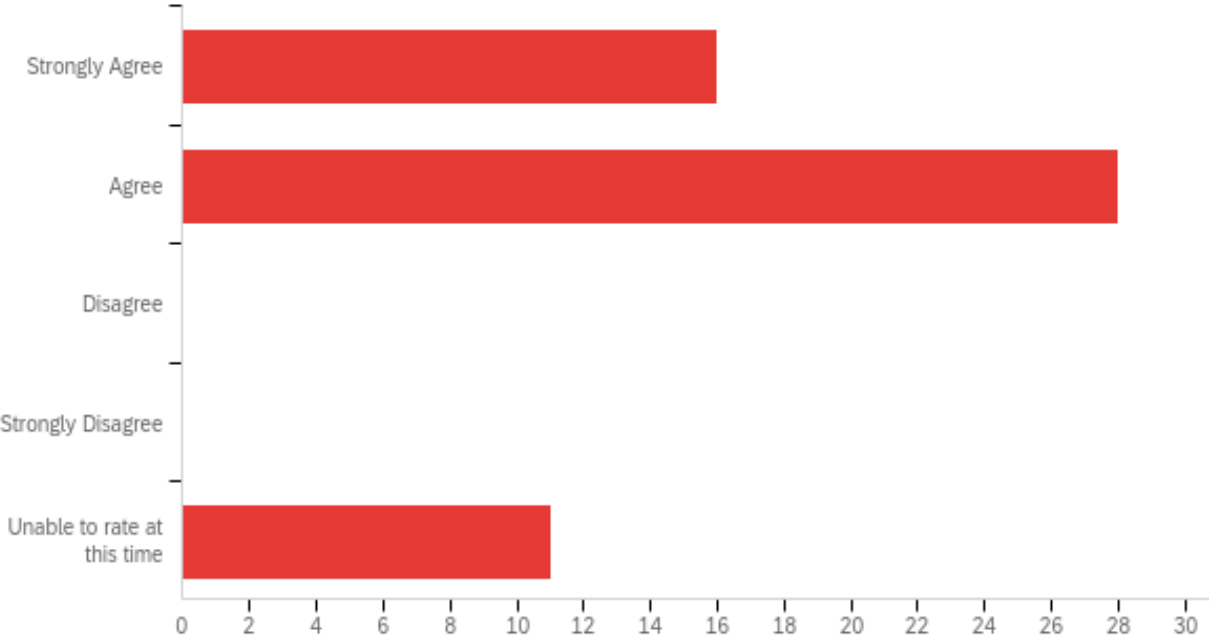
**Q25 - Individual demonstrates knowledge of case conceptualization and treatment planning.**



#	Field	Minimum	Maximum	Mean	Std Deviation	Variance	Count
1	Individual demonstrates knowledge of case conceptualization and treatment planning.	1.00	5.00	2.05	1.21	1.47	55

#	Answer	%	Count
1	Strongly Agree	32.73%	18
2	Agree	54.55%	30
3	Disagree	0.00%	0
4	Strongly Disagree	0.00%	0
5	Unable to rate at this time	12.73%	7
	Total	100%	55

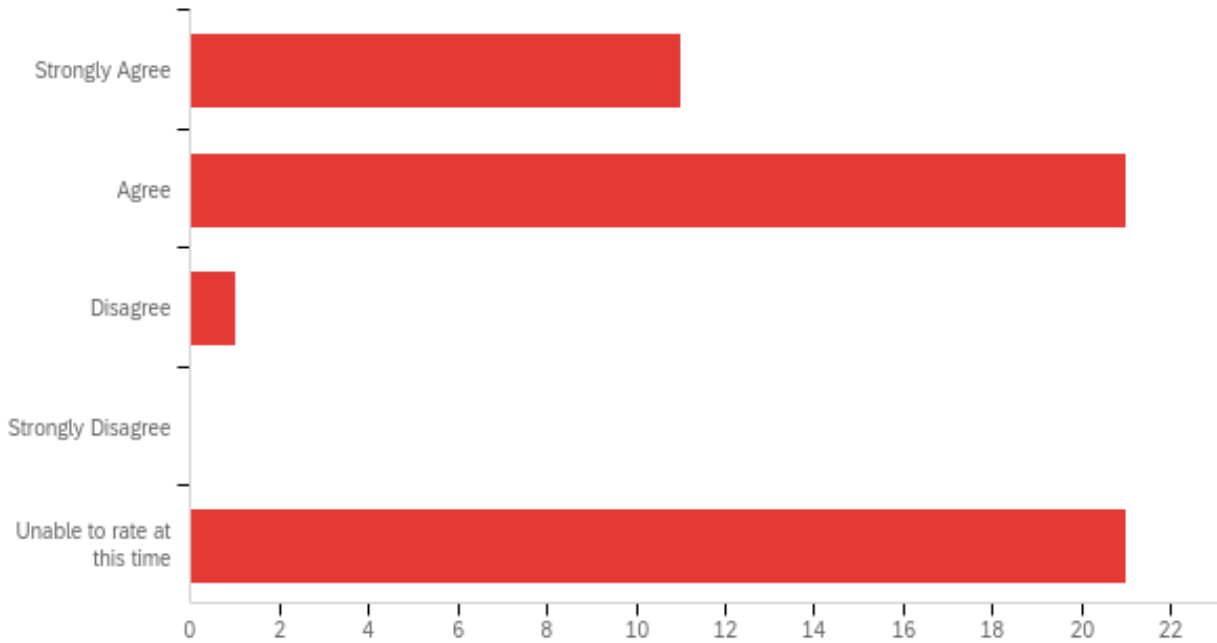
**Q26 - Individual demonstrates knowledge of the etiology, nomenclature, treatment, referral, and prevention of mental and emotional disorders.**



#	Field	Minimum	Maximum	Mean	Std Deviation	Variance	Count
1	Individual demonstrates knowledge of the etiology, nomenclature, treatment, referral, and prevention of mental and emotional disorders.	1.00	5.00	2.31	1.41	2.00	55

#	Answer	%	Count
1	Strongly Agree	29.09%	16
2	Agree	50.91%	28
3	Disagree	0.00%	0
4	Strongly Disagree	0.00%	0
5	Unable to rate at this time	20.00%	11
	Total	100%	55

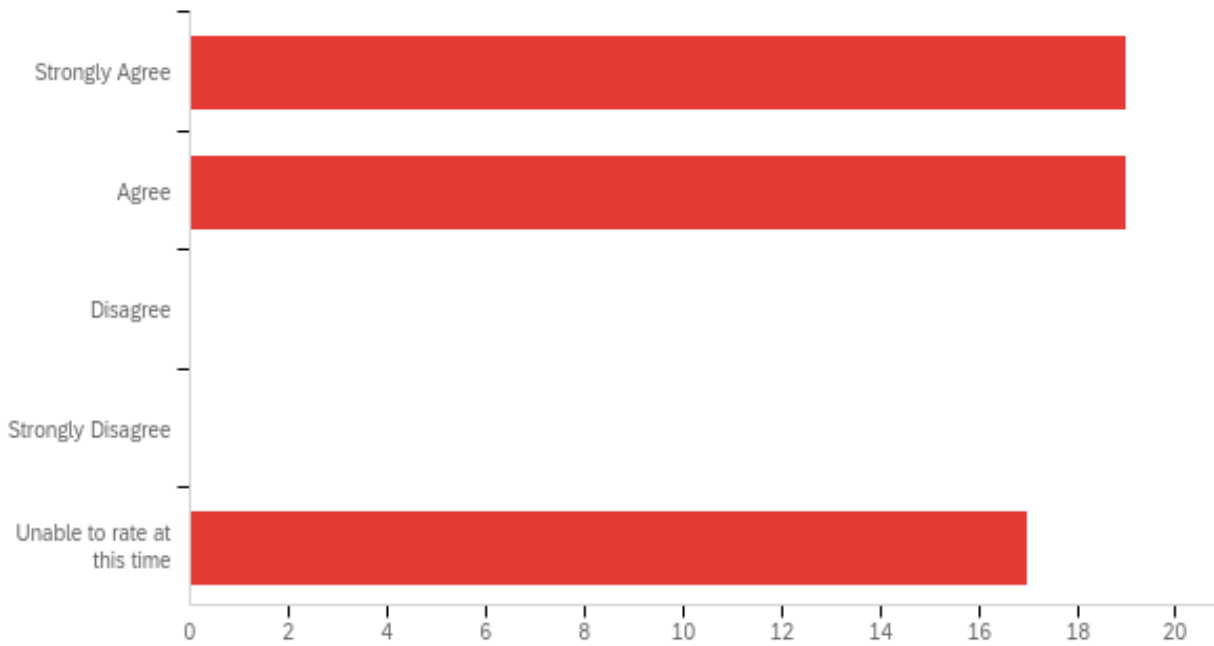
**Q27 - Individual applies a diagnostic process including use of differential diagnosis and current classification systems.**



#	Field	Minimum	Maximum	Mean	Std Deviation	Variance	Count
1	Individual applies a diagnostic process including use of differential diagnosis and current classification systems.	1.00	5.00	2.98	1.66	2.76	54

#	Answer	%	Count
1	Strongly Agree	20.37%	11
2	Agree	38.89%	21
3	Disagree	1.85%	1
4	Strongly Disagree	0.00%	0
5	Unable to rate at this time	38.89%	21
	Total	100%	54

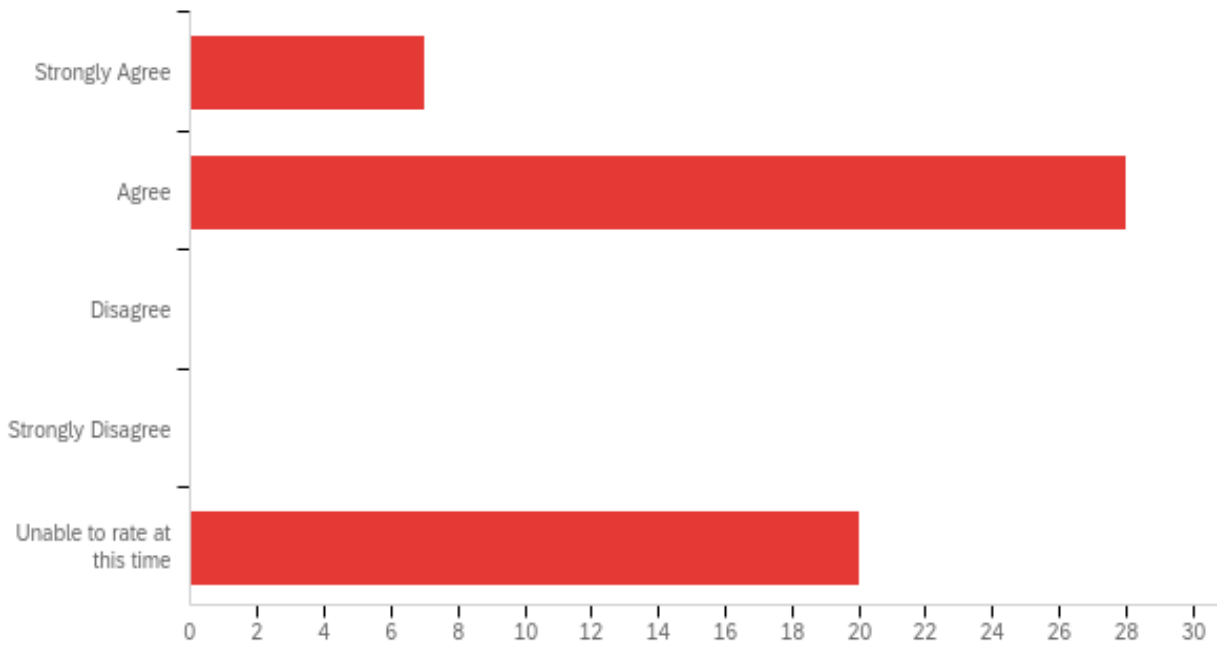
**Q28 - Individual demonstrates ability to conduct an intake interview, relevant history (biopsychosocial, mental health, substance abuse), and assessment for treatment planning and counseling.**



#	Field	Minimum	Maximum	Mean	Std Deviation	Variance	Count
1	Individual demonstrates ability to conduct an intake interview, relevant history (biopsychosocial, mental health, substance abuse), and assessment for treatment planning and counseling.	1.00	5.00	2.58	1.67	2.79	55

#	Answer	%	Count
1	Strongly Agree	34.55%	19
2	Agree	34.55%	19
3	Disagree	0.00%	0
4	Strongly Disagree	0.00%	0
5	Unable to rate at this time	30.91%	17
	Total	100%	55

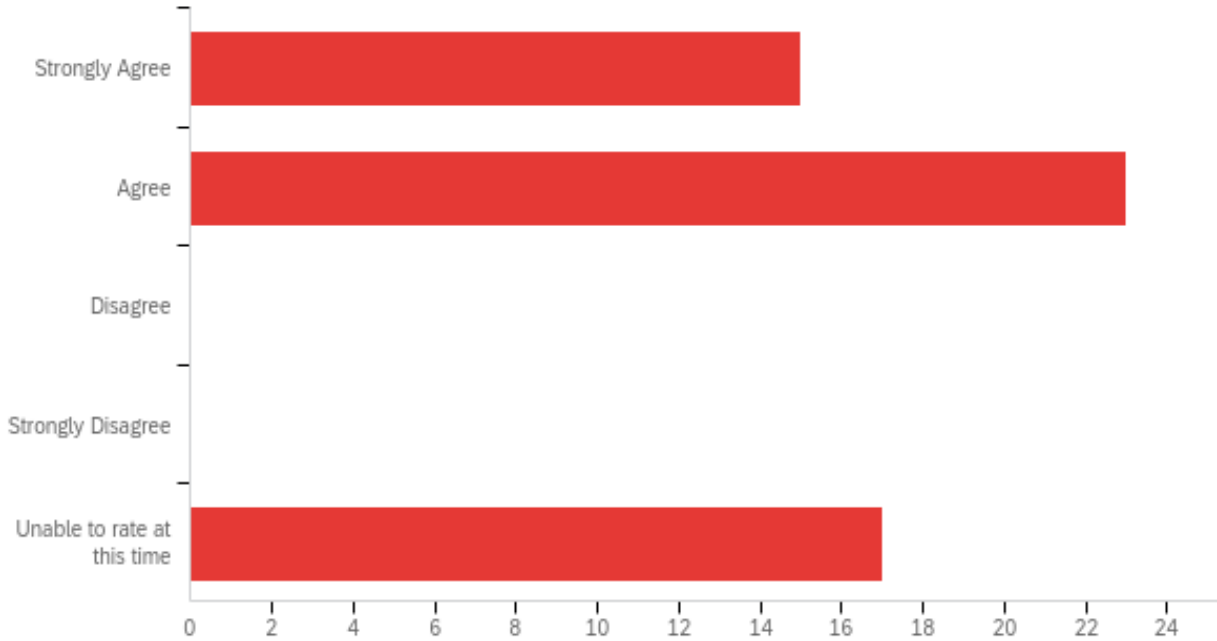
**Q29 - Individual demonstrates knowledge of the etiology of disability and the different models through which services are provided.**



#	Field	Minimum	Maximum	Mean	Std Deviation	Variance	Count
1	Individual demonstrates knowledge of the etiology of disability and the different models through which services are provided.	1.00	5.00	2.96	1.57	2.47	55

#	Answer	%	Count
1	Strongly Agree	12.73%	7
2	Agree	50.91%	28
3	Disagree	0.00%	0
4	Strongly Disagree	0.00%	0
5	Unable to rate at this time	36.36%	20
	Total	100%	55

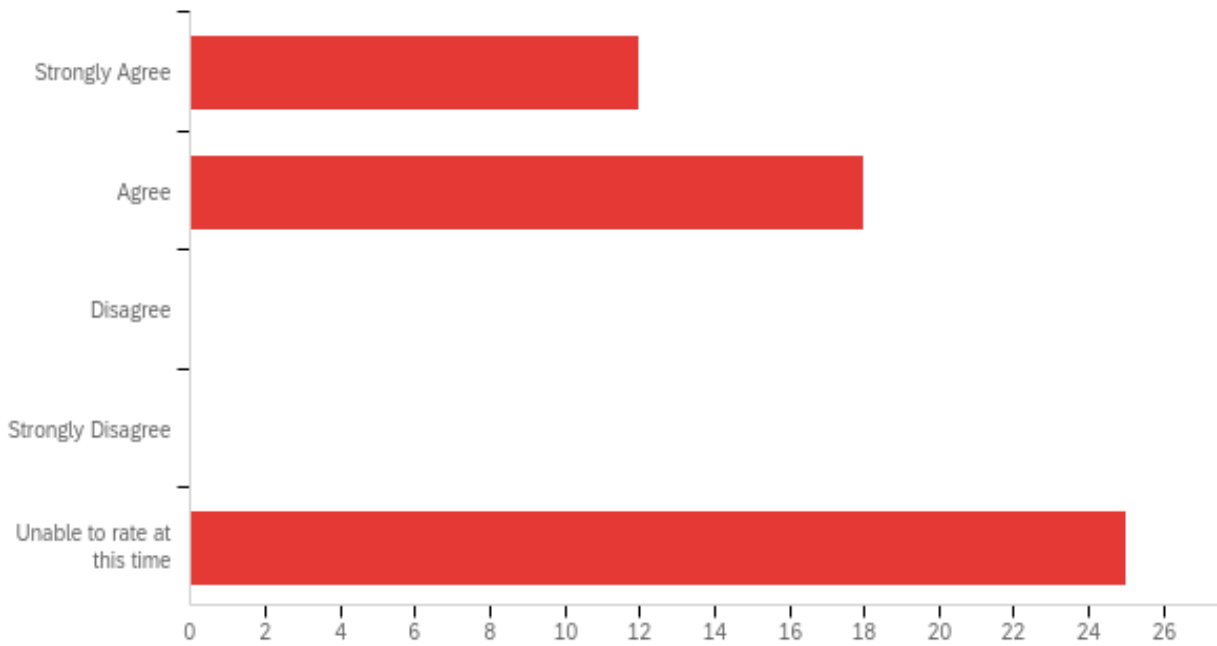
**Q30 - Individual demonstrates knowledge of the biological, psychological, social, and cultural factors affecting people with disabilities and the services they receive.**



#	Field	Minimum	Maximum	Mean	Std Deviation	Variance	Count
1	Individual demonstrates knowledge of the biological, psychological, social, and cultural factors affecting people with disabilities and the services they receive.	1.00	5.00	2.65	1.62	2.63	55

#	Answer	%	Count
1	Strongly Agree	27.27%	15
2	Agree	41.82%	23
3	Disagree	0.00%	0
4	Strongly Disagree	0.00%	0
5	Unable to rate at this time	30.91%	17
	Total	100%	55

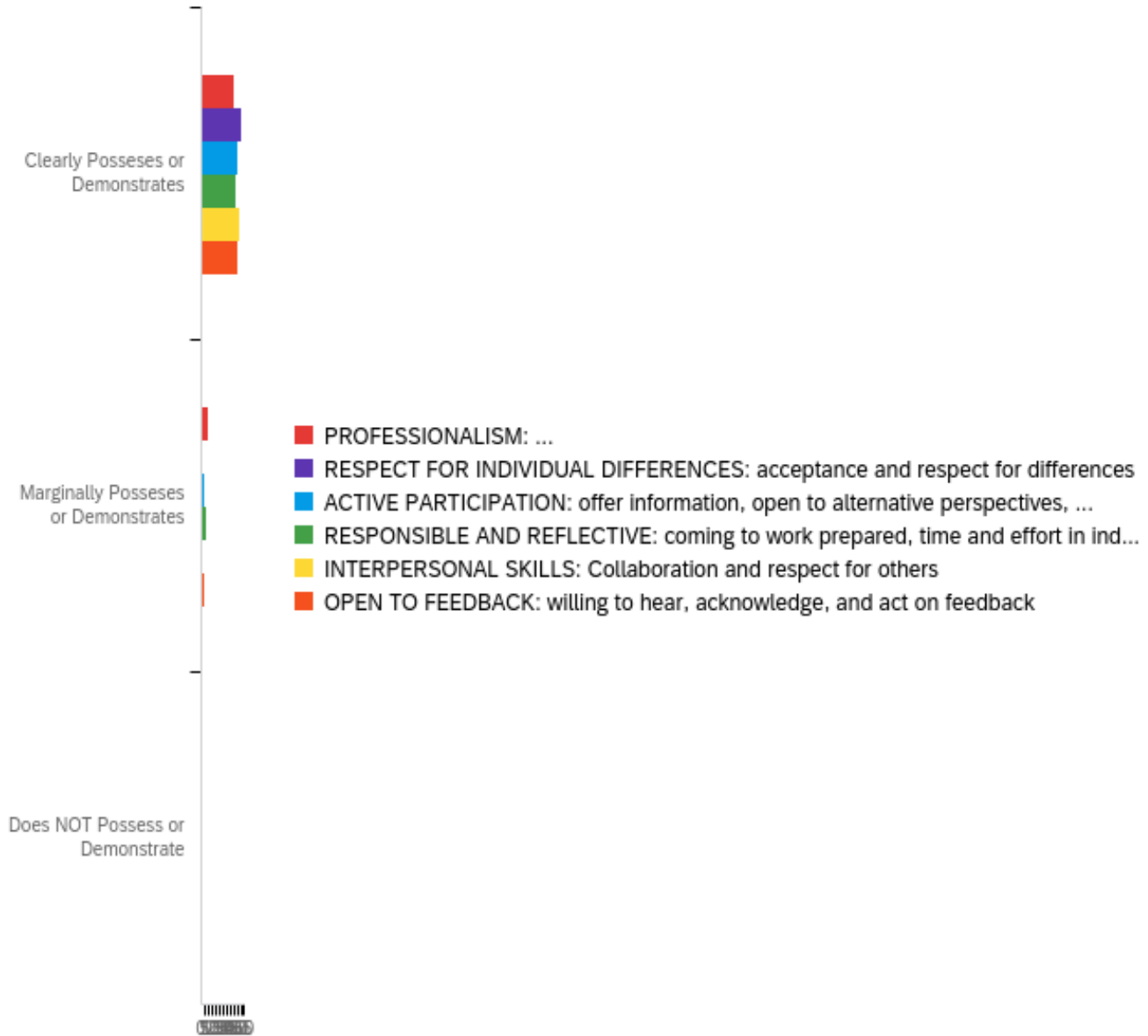
**Q31 - Individual demonstrates the ability to represent people with disabilities through continuing education and membership in organizations that represent the interests and rights of people with disabilities.**



#	Field	Minimum	Maximum	Mean	Std Deviation	Variance	Count
1	Individual demonstrates the ability to represent people with disabilities through continuing education and membership in organizations that represent the interests and rights of people with disabilities.	1.00	5.00	3.15	1.73	3.00	55

#	Answer	%	Count
1	Strongly Agree	21.82%	12
2	Agree	32.73%	18
3	Disagree	0.00%	0
4	Strongly Disagree	0.00%	0
5	Unable to rate at this time	45.45%	25
	Total	100%	55

**Q32 - Please rate the individual on the following attributes.**



#	Field	Minimum	Maximum	Mean	Std Deviation	Variance	Count
1	PROFESSIONALISM: on time, attire fitting to setting, honesty/integrity	1.00	2.00	1.16	0.37	0.14	55
2	RESPECT FOR INDIVIDUAL DIFFERENCES: acceptance and respect for differences	1.00	1.00	1.00	0.00	0.00	55
3	ACTIVE PARTICIPATION: offer information, open to alternative perspectives, engage in work (not on devices)	1.00	2.00	1.07	0.26	0.07	55



4	RESPONSIBLE AND REFLECTIVE: coming to work prepared, time and effort in individual and group projects, informed contributions	1.00	2.00	1.11	0.31	0.10	55
5	INTERPERSONAL SKILLS: Collaboration and respect for others	1.00	2.00	1.02	0.13	0.02	55
6	OPEN TO FEEDBACK: willing to hear, acknowledge, and act on feedback	1.00	2.00	1.07	0.26	0.07	55

#	Question	Clearly Possesses or Demonstrates		Marginally Possesses or Demonstrates		Does NOT Possess or Demonstrate		Total
1	PROFESSIONALISM: on time, attire fitting to setting, honesty/integrity	83.64%	46	16.36%	9	0.00%	0	55
2	RESPECT FOR INDIVIDUAL DIFFERENCES: acceptance and respect for differences	100.00%	55	0.00%	0	0.00%	0	55
3	ACTIVE PARTICIPATION: offer information, open to alternative perspectives, engage in work (not on devices)	92.73%	51	7.27%	4	0.00%	0	55
4	RESPONSIBLE AND REFLECTIVE: coming to work prepared, time and effort in individual and group projects, informed contributions	89.09%	49	10.91%	6	0.00%	0	55
5	INTERPERSONAL SKILLS: Collaboration and respect for others	98.18%	54	1.82%	1	0.00%	0	55
6	OPEN TO FEEDBACK: willing to hear, acknowledge, and act on feedback	92.73%	51	7.27%	4	0.00%	0	55