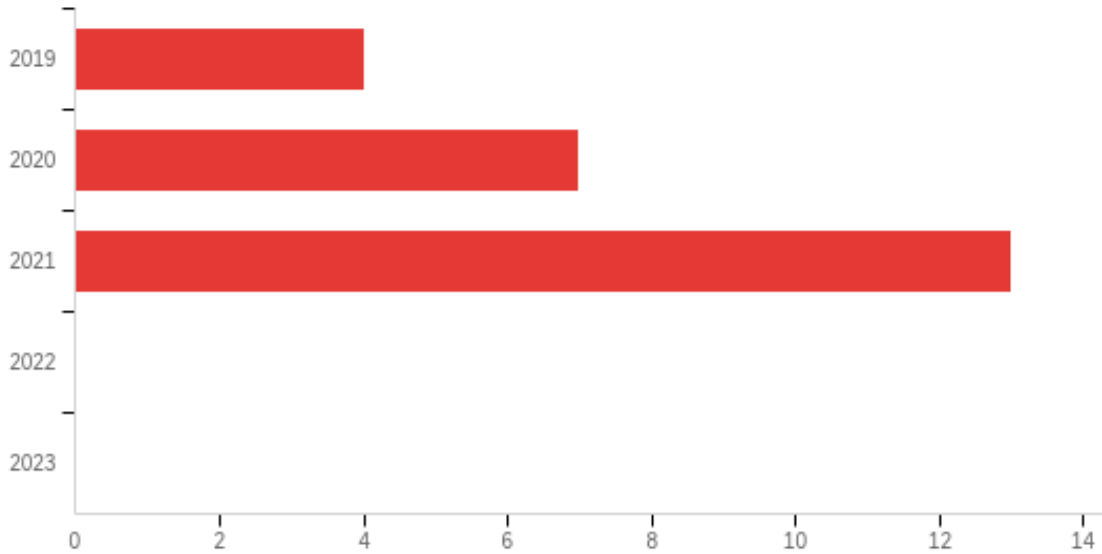


Default Report

Counseling Program Evaluation - Recent Graduates

January 2, 2022, 9:23 am CST

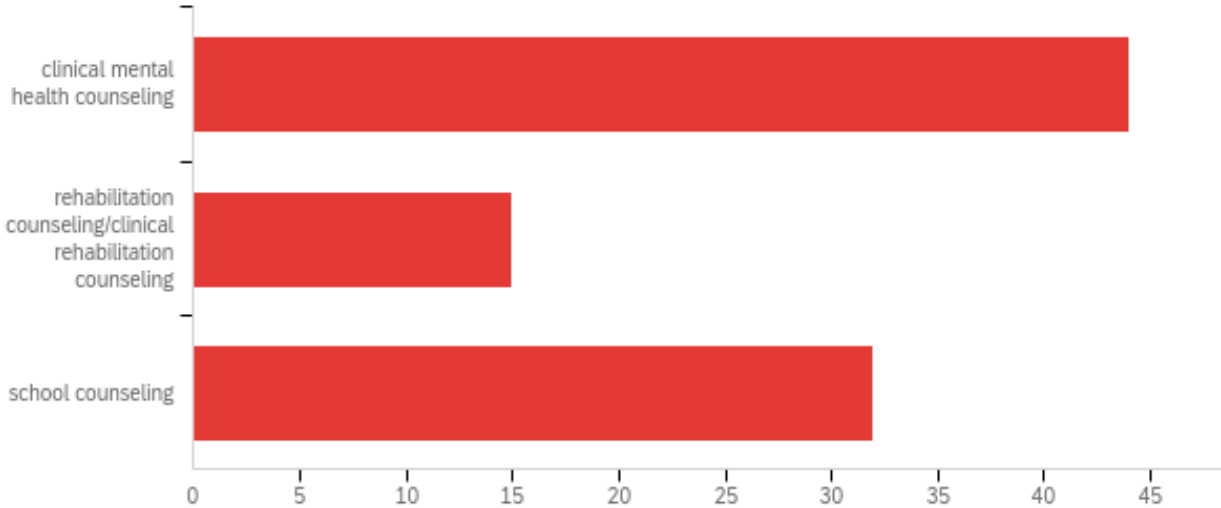
Q1 - What year did you graduate from the Counseling Program at Drake?



#	Field	Minimum	Maximum	Mean	Std Deviation	Variance	Count
1	What year did you graduate from the Counseling Program at Drake?	1.00	9.00	5.33	2.45	6.02	80

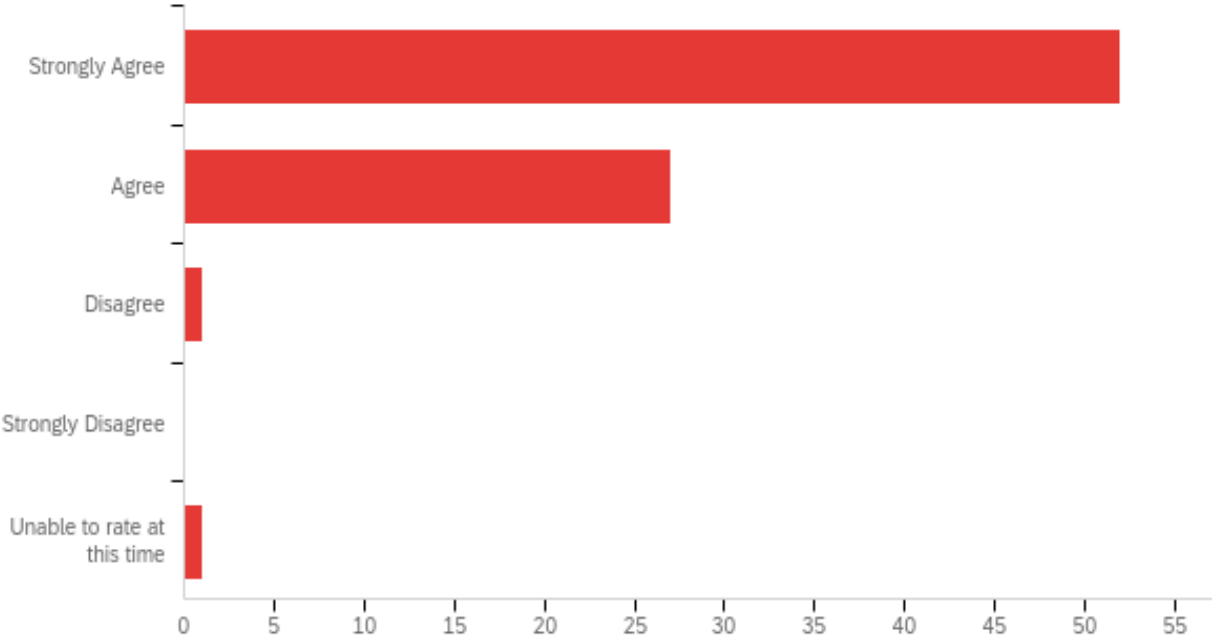
#	Answer	%	Count
7	2019	16.67%	4
8	2020	29.17%	7
9	2021	54.17%	13
10	2022	0.00%	0
11	2023	0.00%	0
	Total	100%	24

Q2 - Select your specialization(s).



#	Answer	%	Count
1	clinical mental health counseling	48.35%	44
2	rehabilitation counseling/clinical rehabilitation counseling	16.48%	15
3	school counseling	35.16%	32
	Total	100%	91

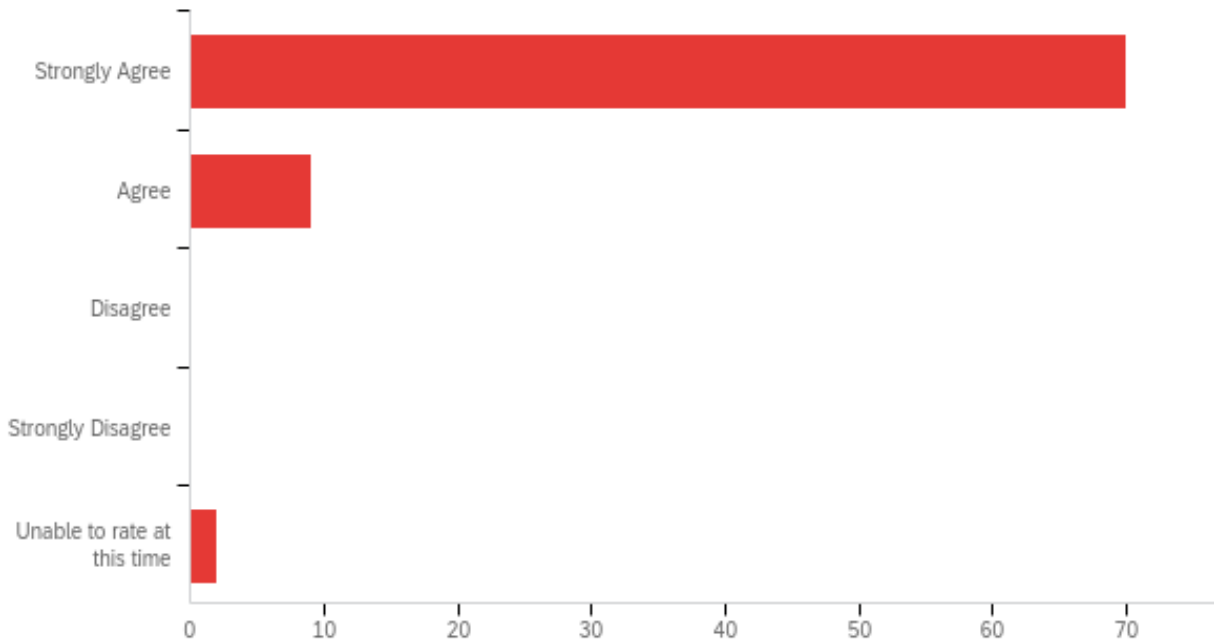
Q3 - I identify as a professional counselor in my interactions with clients, students, the public, peers, and other professionals.



#	Field	Minimum	Maximum	Mean	Std Deviation	Variance	Count
1	I identify as a professional counselor in my interactions with clients, students, the public, peers, and other professionals.	1.00	5.00	1.41	0.64	0.41	81

#	Answer	%	Count
1	Strongly Agree	64.20%	52
2	Agree	33.33%	27
3	Disagree	1.23%	1
4	Strongly Disagree	0.00%	0
5	Unable to rate at this time	1.23%	1
	Total	100%	81

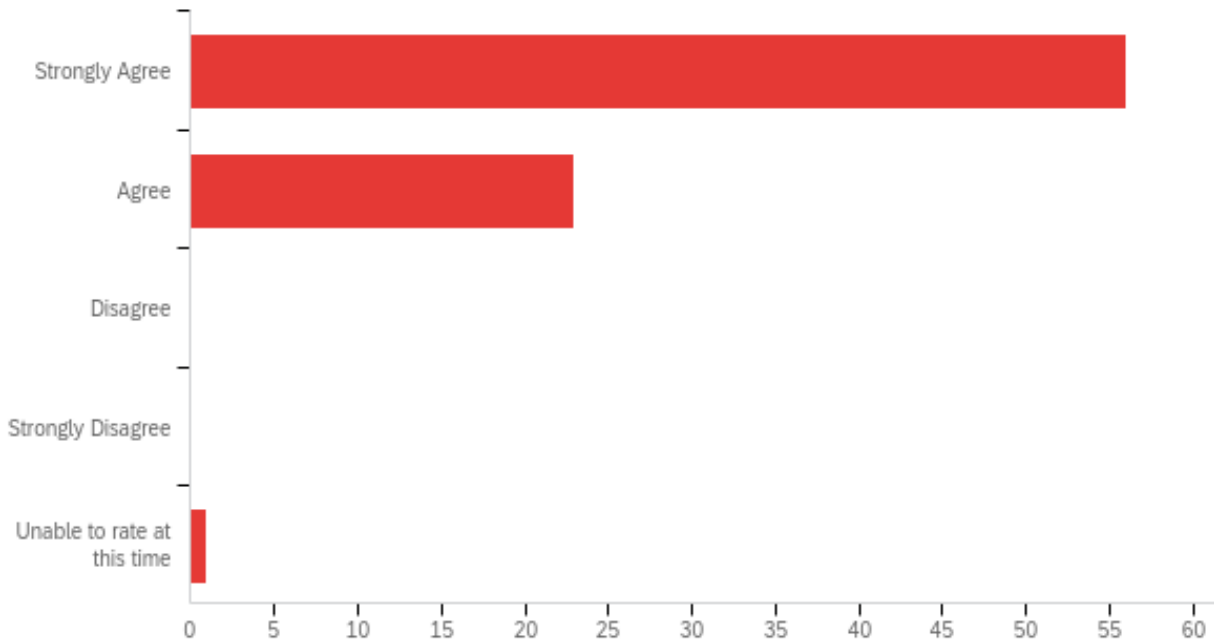
Q4 - I apply ethical standard of professional counseling in my practice.



#	Field	Minimum	Maximum	Mean	Std Deviation	Variance	Count
1	I apply ethical standard of professional counseling in my practice.	1.00	5.00	1.21	0.68	0.46	81

#	Answer	%	Count
1	Strongly Agree	86.42%	70
2	Agree	11.11%	9
3	Disagree	0.00%	0
4	Strongly Disagree	0.00%	0
5	Unable to rate at this time	2.47%	2
	Total	100%	81

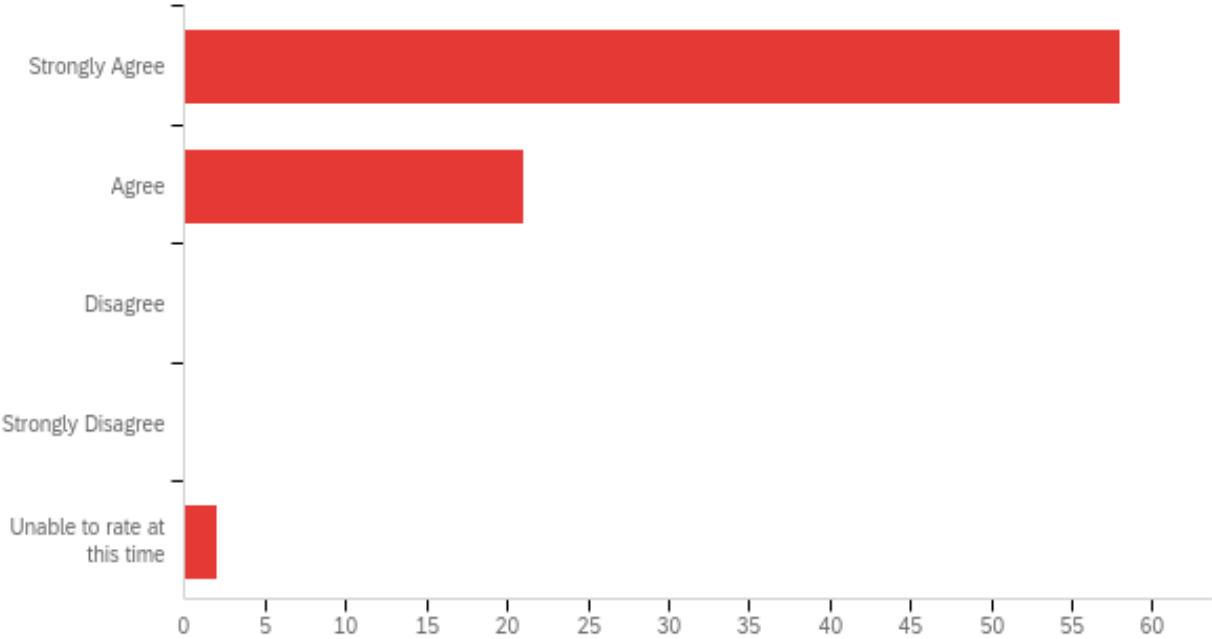
Q7 - I demonstrate knowledge of individual and cultural differences.



#	Field	Minimum	Maximum	Mean	Std Deviation	Variance	Count
1	I demonstrate knowledge of individual and cultural differences.	1.00	5.00	1.34	0.61	0.37	80

#	Answer	%	Count
1	Strongly Agree	70.00%	56
2	Agree	28.75%	23
3	Disagree	0.00%	0
4	Strongly Disagree	0.00%	0
5	Unable to rate at this time	1.25%	1
	Total	100%	80

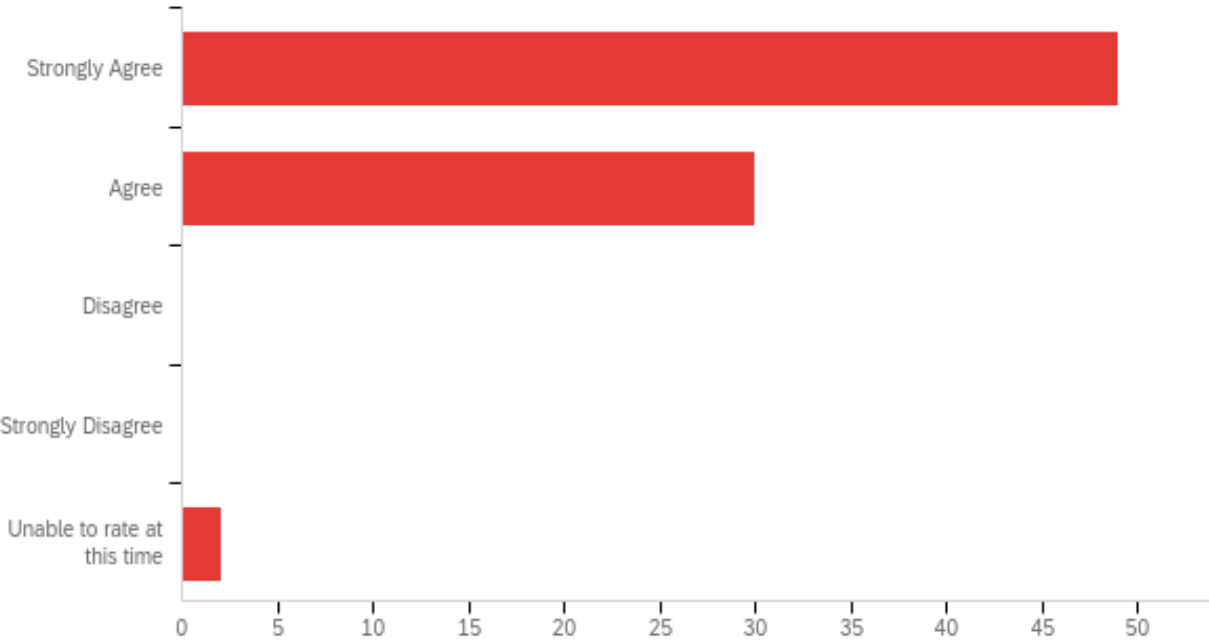
Q5 - I demonstrate awareness of how my own cultural background and life experiences shape my views of others.



#	Field	Minimum	Maximum	Mean	Std Deviation	Variance	Count
1	I demonstrate awareness of how my own cultural background and life experiences shape my views of others.	1.00	5.00	1.36	0.73	0.53	81

#	Answer	%	Count
1	Strongly Agree	71.60%	58
2	Agree	25.93%	21
3	Disagree	0.00%	0
4	Strongly Disagree	0.00%	0
5	Unable to rate at this time	2.47%	2
	Total	100%	81

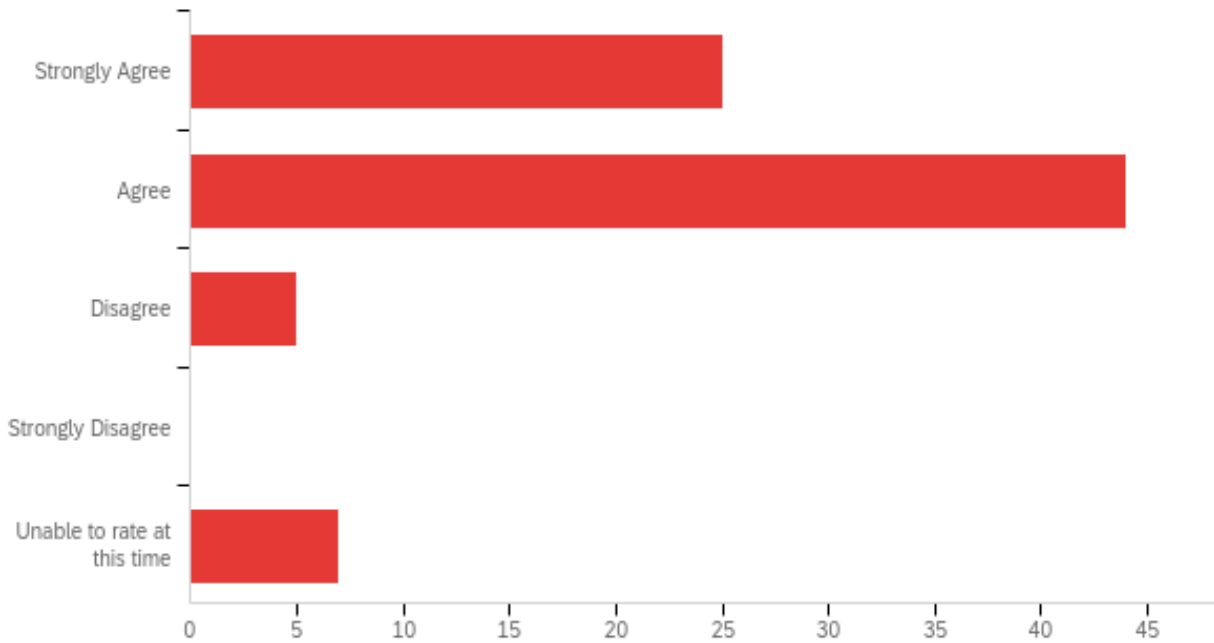
Q8 - I apply my knowledge of the biological, psychological, social, and cultural factors affecting human development.



#	Field	Minimum	Maximum	Mean	Std Deviation	Variance	Count
1	I apply my knowledge of the biological, psychological, social, and cultural factors affecting human development.	1.00	5.00	1.47	0.74	0.55	81

#	Answer	%	Count
1	Strongly Agree	60.49%	49
2	Agree	37.04%	30
3	Disagree	0.00%	0
4	Strongly Disagree	0.00%	0
5	Unable to rate at this time	2.47%	2
	Total	100%	81

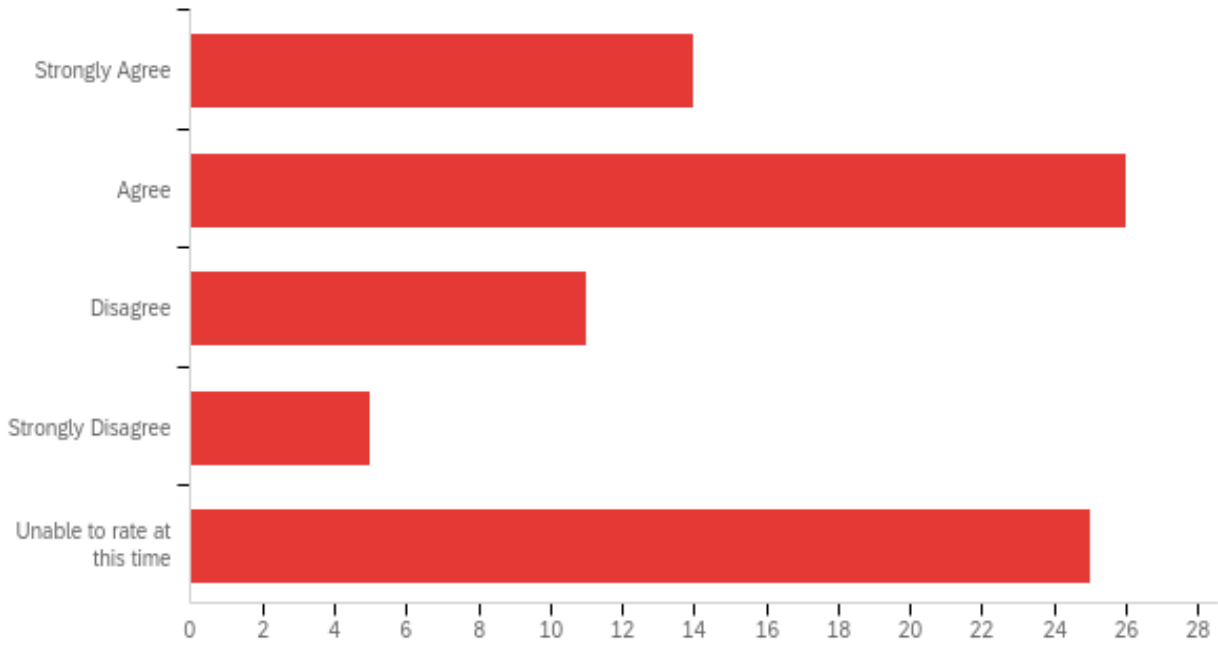
Q11 - I apply career development theory in my practice of counseling.



#	Field	Minimum	Maximum	Mean	Std Deviation	Variance	Count
1	I apply career development theory in my practice of counseling.	1.00	5.00	2.01	1.07	1.15	81

#	Answer	%	Count
1	Strongly Agree	30.86%	25
2	Agree	54.32%	44
3	Disagree	6.17%	5
4	Strongly Disagree	0.00%	0
5	Unable to rate at this time	8.64%	7
	Total	100%	81

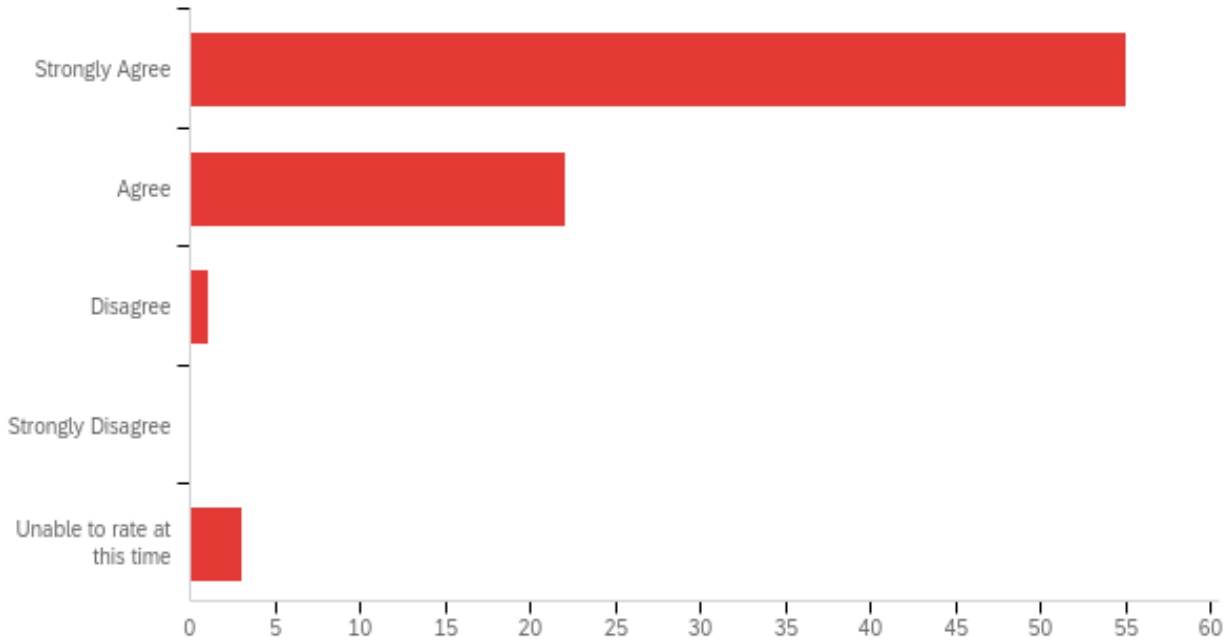
Q12 - I utilize labor market data to assist individuals in post-secondary and career decision making.



#	Field	Minimum	Maximum	Mean	Std Deviation	Variance	Count
1	I utilize labor market data to assist individuals in post-secondary and career decision making.	1.00	5.00	3.01	1.52	2.31	81

#	Answer	%	Count
1	Strongly Agree	17.28%	14
2	Agree	32.10%	26
3	Disagree	13.58%	11
4	Strongly Disagree	6.17%	5
5	Unable to rate at this time	30.86%	25
	Total	100%	81

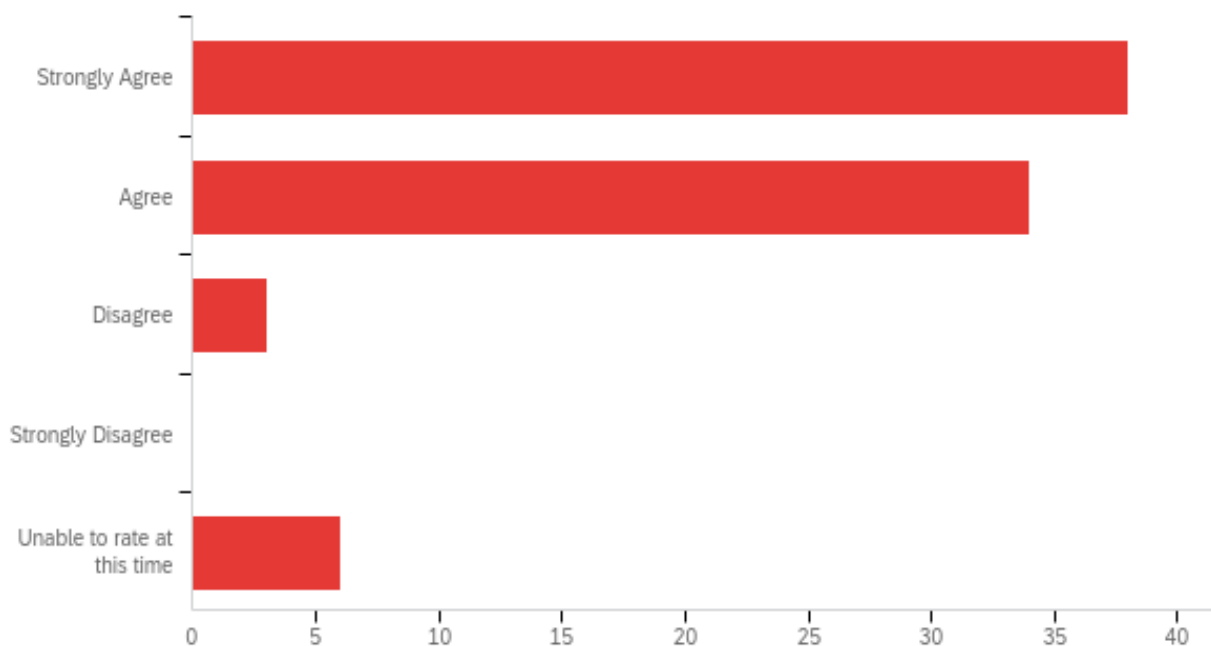
Q13 - I demonstrate essential interviewing and counseling skills.



#	Field	Minimum	Maximum	Mean	Std Deviation	Variance	Count
1	I demonstrate essential interviewing and counseling skills.	1.00	5.00	1.44	0.85	0.72	81

#	Answer	%	Count
1	Strongly Agree	67.90%	55
2	Agree	27.16%	22
3	Disagree	1.23%	1
4	Strongly Disagree	0.00%	0
5	Unable to rate at this time	3.70%	3
	Total	100%	81

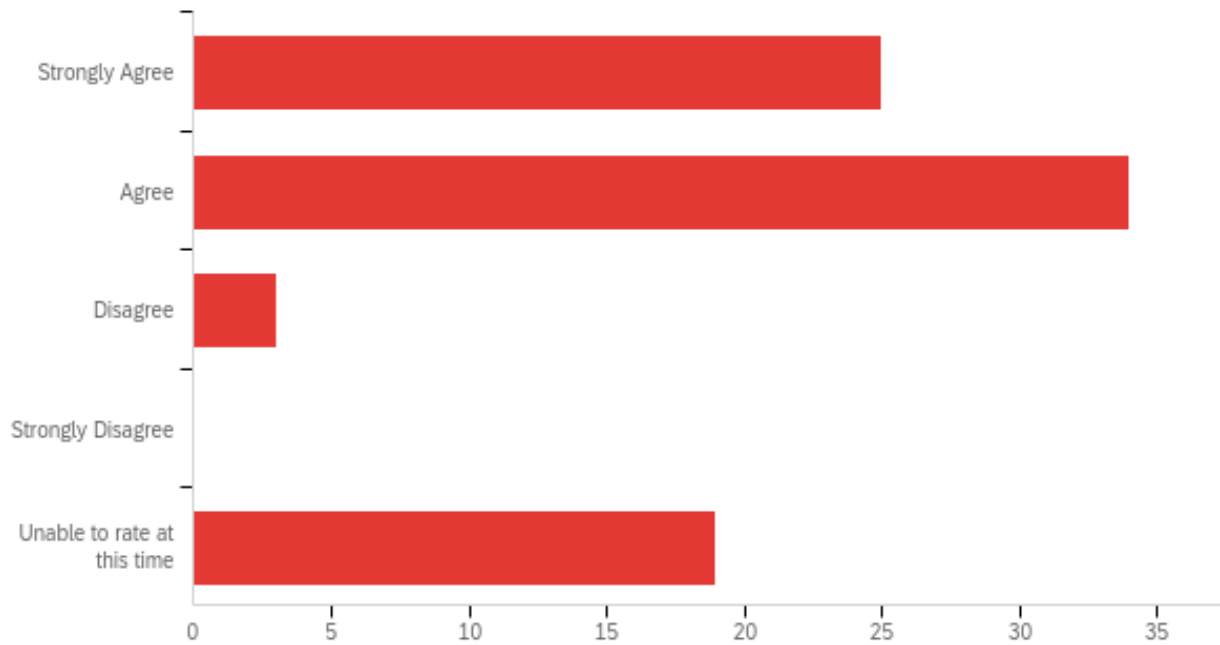
Q14 - I develop and apply case conceptualizations and identify barriers to individuals achieving their goals.



#	Field	Minimum	Maximum	Mean	Std Deviation	Variance	Count
1	I develop and apply case conceptualizations and identify barriers to individuals achieving their goals.	1.00	5.00	1.79	1.06	1.13	81

#	Answer	%	Count
1	Strongly Agree	46.91%	38
2	Agree	41.98%	34
3	Disagree	3.70%	3
4	Strongly Disagree	0.00%	0
5	Unable to rate at this time	7.41%	6
	Total	100%	81

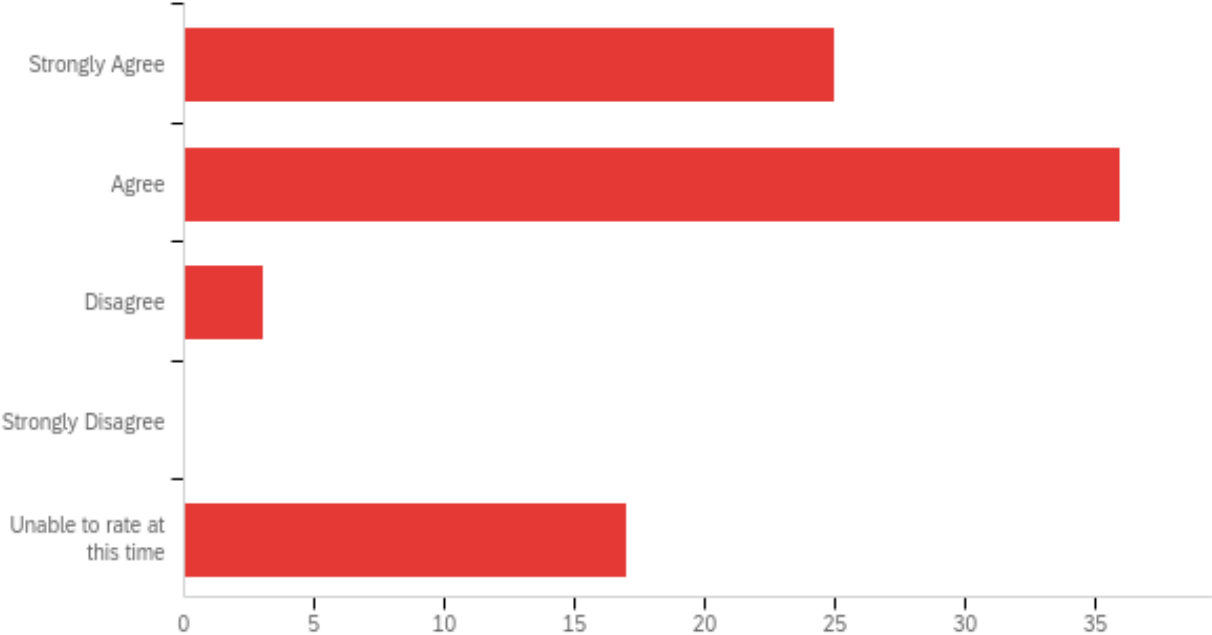
Q15 - I articulate knowledge of when a group counseling strategy would be effective, how to appropriately select participants and strategies.



#	Field	Minimum	Maximum	Mean	Std Deviation	Variance	Count
1	I articulate knowledge of when a group counseling strategy would be effective, how to appropriately select participants and strategies.	1.00	5.00	2.43	1.51	2.27	81

#	Answer	%	Count
1	Strongly Agree	30.86%	25
2	Agree	41.98%	34
3	Disagree	3.70%	3
4	Strongly Disagree	0.00%	0
5	Unable to rate at this time	23.46%	19
	Total	100%	81

Q16 - I demonstrate the ability to apply culturally relevant and ethical strategies to design and facilitate groups.

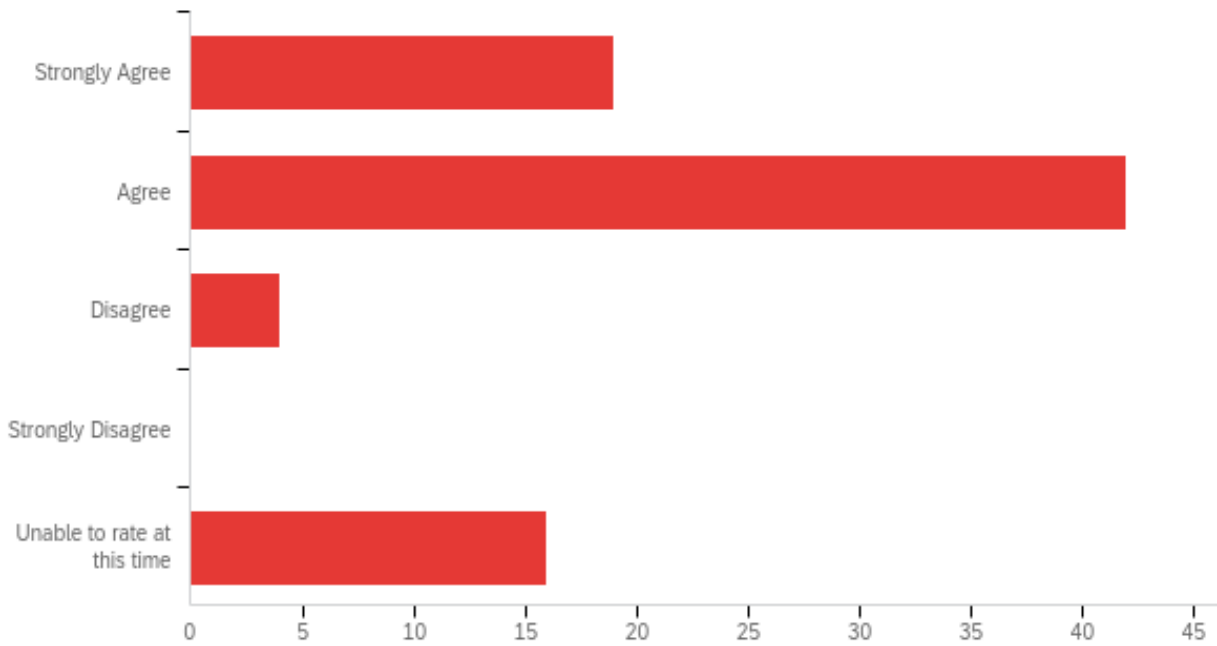


#	Field	Minimum	Maximum	Mean	Std Deviation	Variance	Count
1	I demonstrate the ability to apply culturally relevant and ethical strategies to design and facilitate groups.	1.00	5.00	2.36	1.45	2.11	81

#	Answer	%	Count
1	Strongly Agree	30.86%	25
2	Agree	44.44%	36
3	Disagree	3.70%	3
4	Strongly Disagree	0.00%	0
5	Unable to rate at this time	20.99%	17
	Total	100%	81

Q17 - I demonstrate an understanding of when and how to select and use the appropriate assessment and testing strategies with individuals from different populations

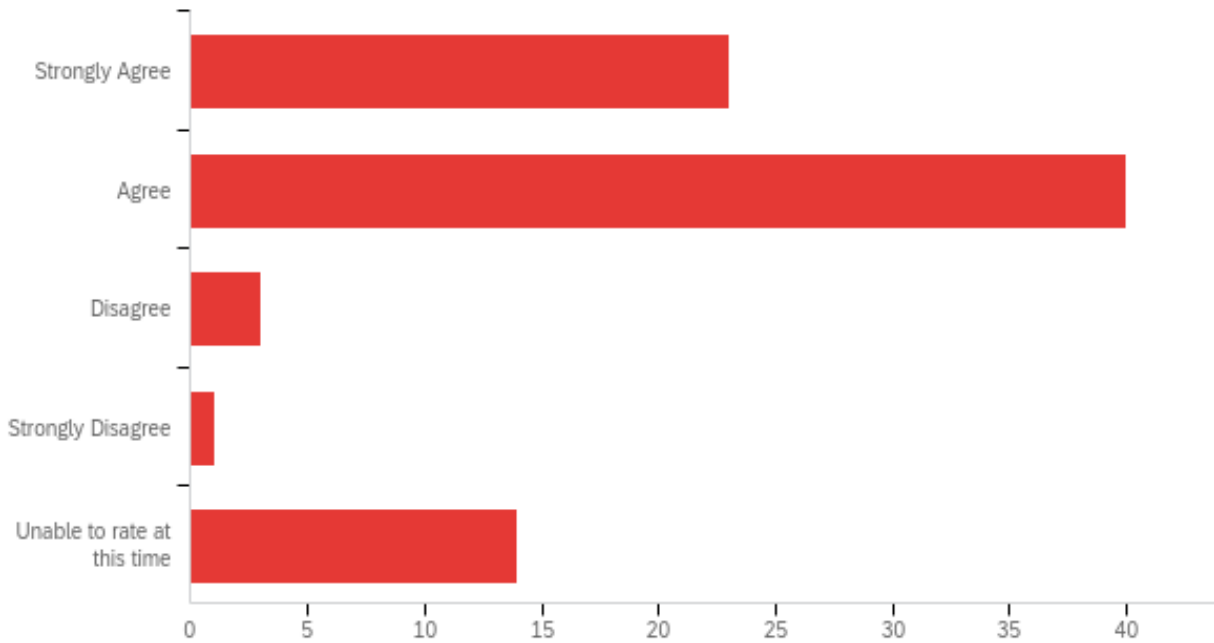
.



#	Field	Minimum	Maximum	Mean	Std Deviation	Variance	Count
1	I demonstrate an understanding of when and how to select and use the appropriate assessment and testing strategies with individuals from different populations .	1.00	5.00	2.41	1.38	1.90	81

#	Answer	%	Count
1	Strongly Agree	23.46%	19
2	Agree	51.85%	42
3	Disagree	4.94%	4
4	Strongly Disagree	0.00%	0
5	Unable to rate at this time	19.75%	16
	Total	100%	81

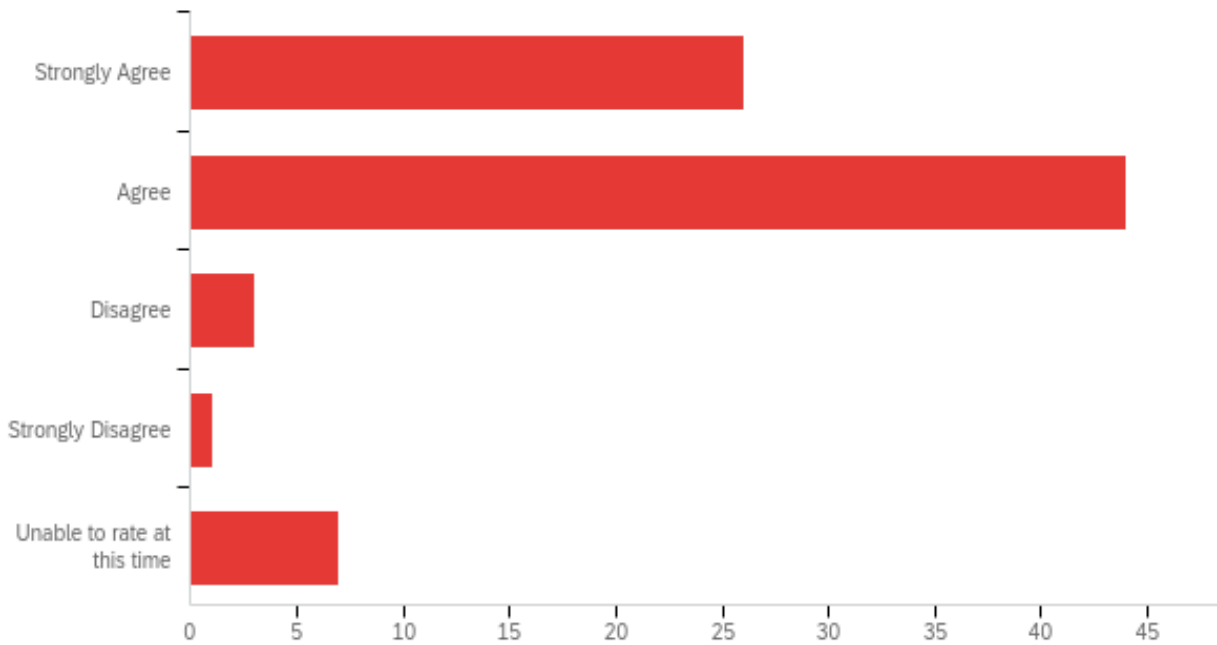
Q18 - I articulate knowledge of ethically and culturally appropriate research process.



#	Field	Minimum	Maximum	Mean	Std Deviation	Variance	Count
1	I articulate knowledge of ethically and culturally appropriate research process.	1.00	5.00	2.30	1.36	1.84	81

#	Answer	%	Count
1	Strongly Agree	28.40%	23
2	Agree	49.38%	40
3	Disagree	3.70%	3
4	Strongly Disagree	1.23%	1
5	Unable to rate at this time	17.28%	14
	Total	100%	81

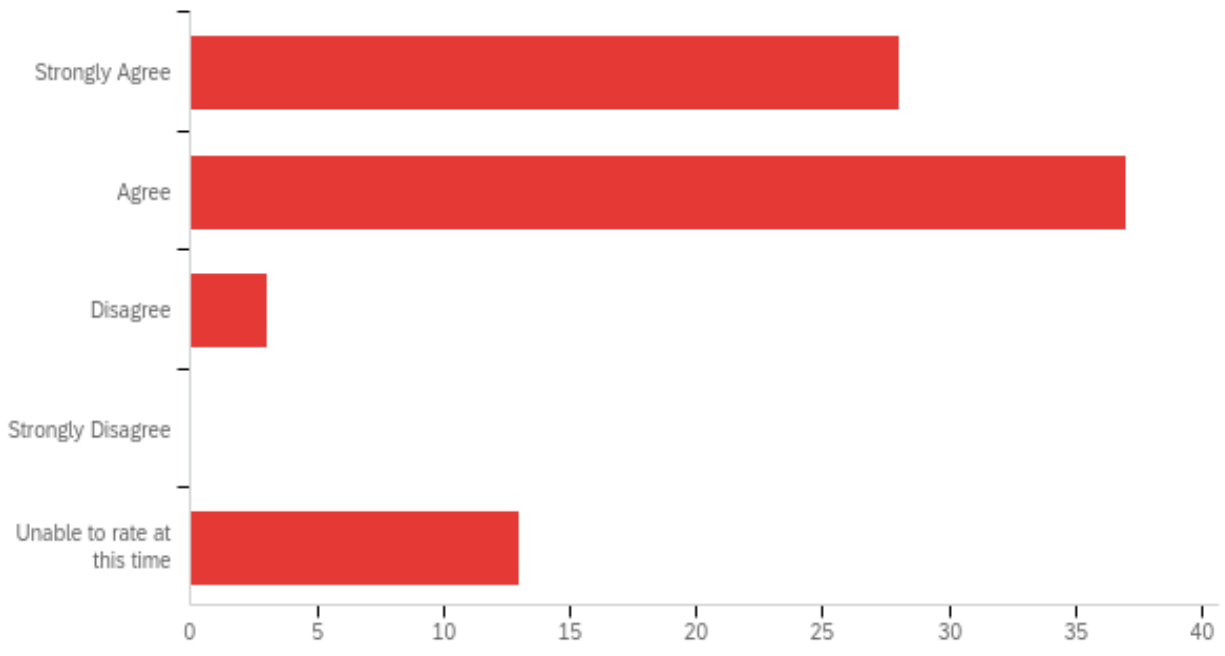
Q19 - I demonstrate the ability to critically evaluate data and use it to inform my counseling practice.



#	Field	Minimum	Maximum	Mean	Std Deviation	Variance	Count
1	I demonstrate the ability to critically evaluate data and use it to inform my counseling practice.	1.00	5.00	2.00	1.09	1.19	81

#	Answer	%	Count
1	Strongly Agree	32.10%	26
2	Agree	54.32%	44
3	Disagree	3.70%	3
4	Strongly Disagree	1.23%	1
5	Unable to rate at this time	8.64%	7
	Total	100%	81

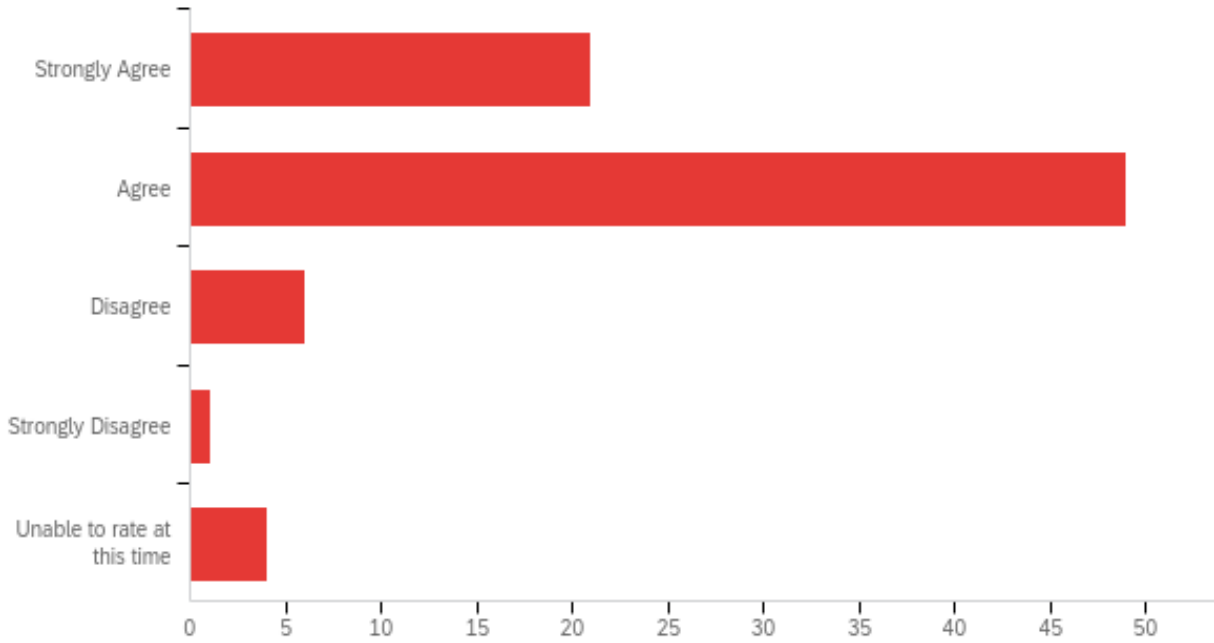
Q20 - I demonstrate knowledge of developing and assessing comprehensive counseling programs.



#	Field	Minimum	Maximum	Mean	Std Deviation	Variance	Count
1	I demonstrate knowledge of developing and assessing comprehensive counseling programs.	1.00	5.00	2.17	1.34	1.80	81

#	Answer	%	Count
1	Strongly Agree	34.57%	28
2	Agree	45.68%	37
3	Disagree	3.70%	3
4	Strongly Disagree	0.00%	0
5	Unable to rate at this time	16.05%	13
	Total	100%	81

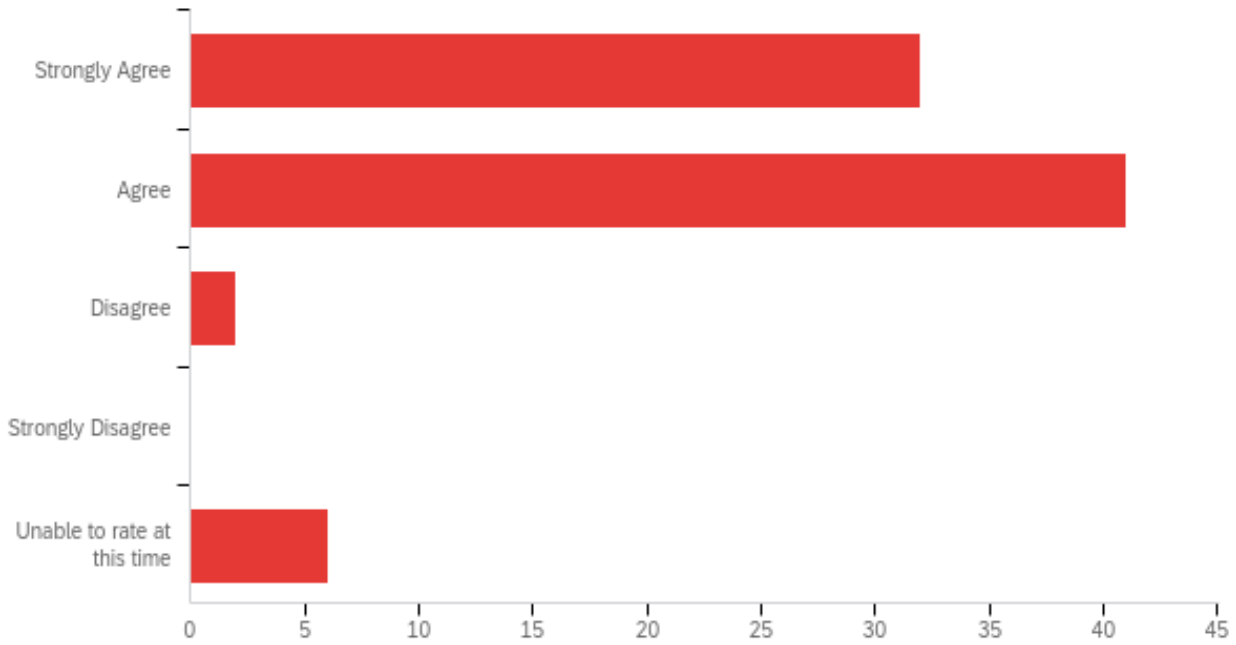
Q21 - I demonstrate knowledge of legislation, government policy.



#	Field	Minimum	Maximum	Mean	Std Deviation	Variance	Count
1	I demonstrate knowledge of legislation, government policy.	1.00	5.00	1.99	0.91	0.83	81

#	Answer	%	Count
1	Strongly Agree	25.93%	21
2	Agree	60.49%	49
3	Disagree	7.41%	6
4	Strongly Disagree	1.23%	1
5	Unable to rate at this time	4.94%	4
	Total	100%	81

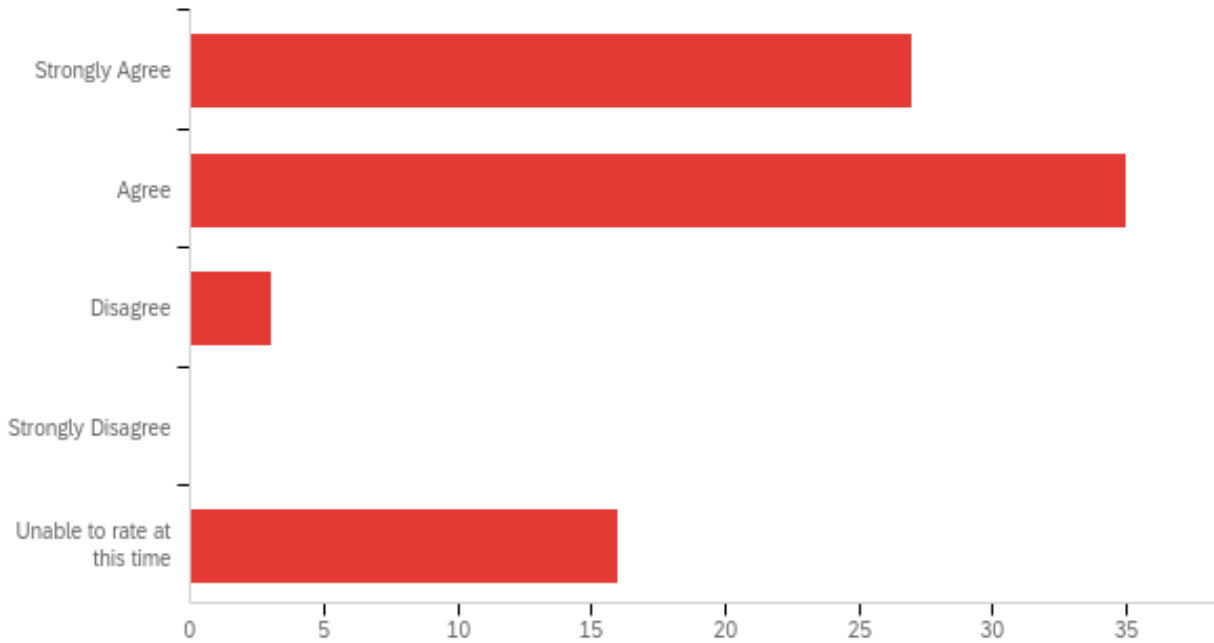
Q22 - I demonstrate knowledge in consultation, crisis management, college and career readiness and risk assessment.



#	Field	Minimum	Maximum	Mean	Std Deviation	Variance	Count
1	I demonstrate knowledge in consultation, crisis management, college and career readiness and risk assessment.	1.00	5.00	1.85	1.03	1.06	81

#	Answer	%	Count
1	Strongly Agree	39.51%	32
2	Agree	50.62%	41
3	Disagree	2.47%	2
4	Strongly Disagree	0.00%	0
5	Unable to rate at this time	7.41%	6
	Total	100%	81

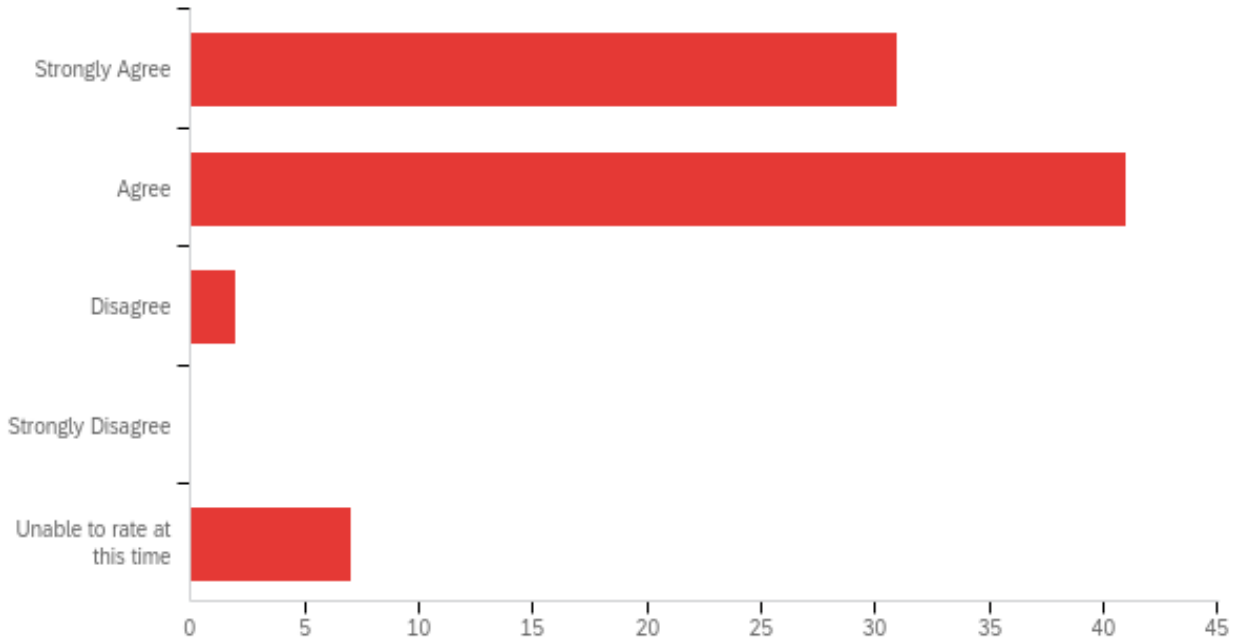
Q23 - I demonstrate skills in using interventions for academic achievement, college and career readiness peer interventions.



#	Field	Minimum	Maximum	Mean	Std Deviation	Variance	Count
1	I demonstrate skills in using interventions for academic achievement, college and career readiness peer interventions.	1.00	5.00	2.30	1.44	2.06	81

#	Answer	%	Count
1	Strongly Agree	33.33%	27
2	Agree	43.21%	35
3	Disagree	3.70%	3
4	Strongly Disagree	0.00%	0
5	Unable to rate at this time	19.75%	16
	Total	100%	81

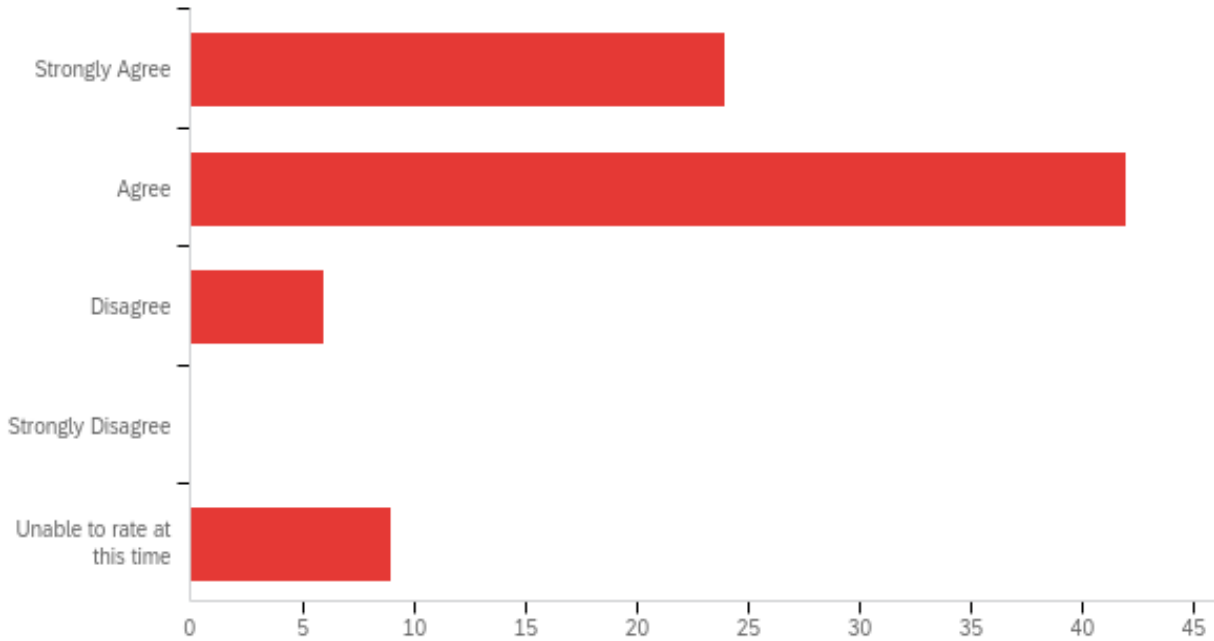
Q24 - I engage in data informed decision making.



#	Field	Minimum	Maximum	Mean	Std Deviation	Variance	Count
1	I engage in data informed decision making.	1.00	5.00	1.90	1.08	1.18	81

#	Answer	%	Count
1	Strongly Agree	38.27%	31
2	Agree	50.62%	41
3	Disagree	2.47%	2
4	Strongly Disagree	0.00%	0
5	Unable to rate at this time	8.64%	7
	Total	100%	81

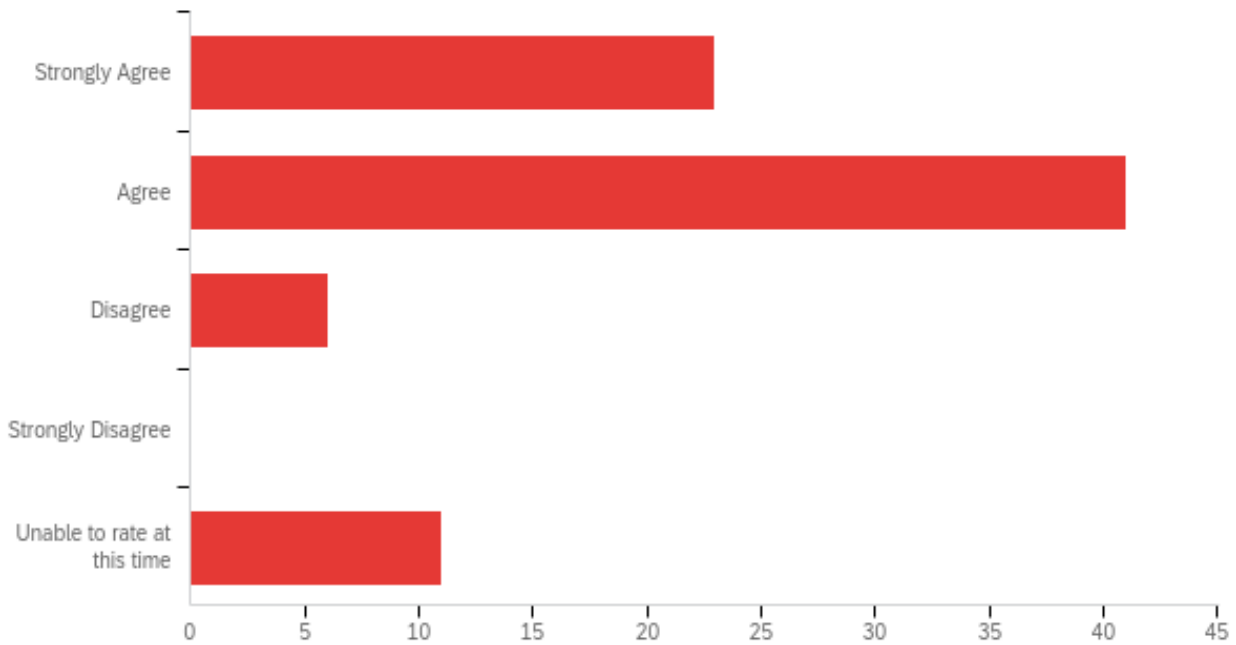
Q25 - I demonstrate knowledge of case conceptualization and treatment planning.



#	Field	Minimum	Maximum	Mean	Std Deviation	Variance	Count
1	I demonstrate knowledge of case conceptualization and treatment planning.	1.00	5.00	2.11	1.17	1.36	81

#	Answer	%	Count
1	Strongly Agree	29.63%	24
2	Agree	51.85%	42
3	Disagree	7.41%	6
4	Strongly Disagree	0.00%	0
5	Unable to rate at this time	11.11%	9
	Total	100%	81

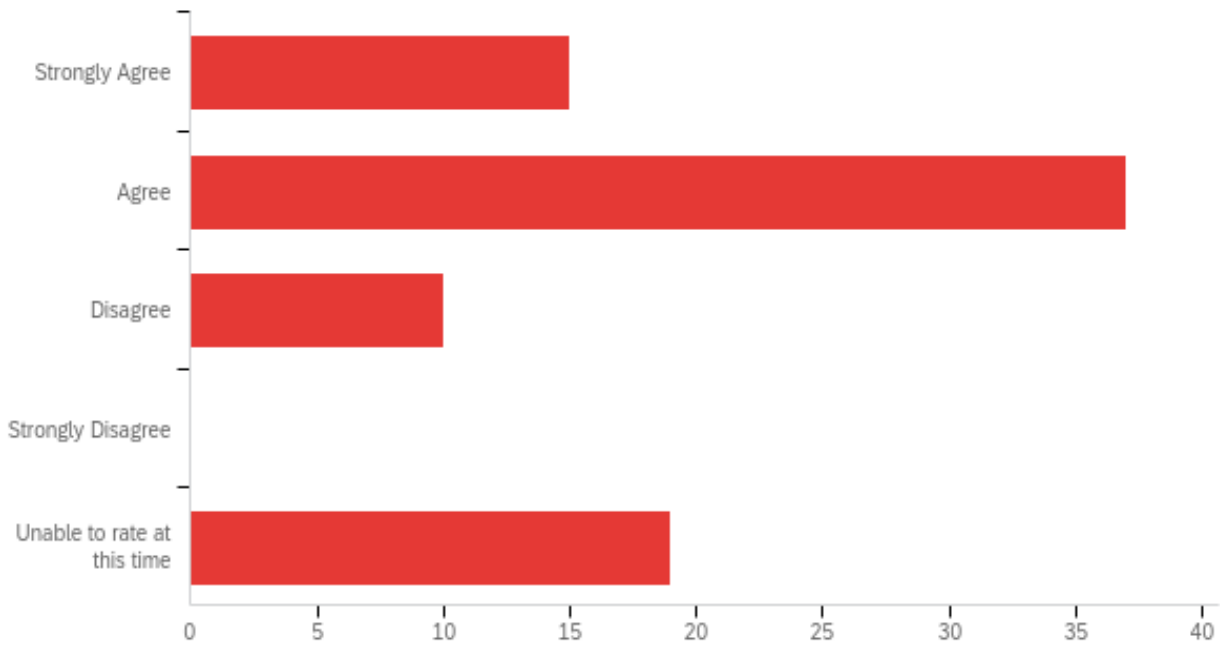
Q26 - I demonstrate knowledge of the etiology, nomenclature, treatment, referral, and prevention of mental and emotional disorders.



#	Field	Minimum	Maximum	Mean	Std Deviation	Variance	Count
1	I demonstrate knowledge of the etiology, nomenclature, treatment, referral, and prevention of mental and emotional disorders.	1.00	5.00	2.20	1.24	1.54	81

#	Answer	%	Count
1	Strongly Agree	28.40%	23
2	Agree	50.62%	41
3	Disagree	7.41%	6
4	Strongly Disagree	0.00%	0
5	Unable to rate at this time	13.58%	11
	Total	100%	81

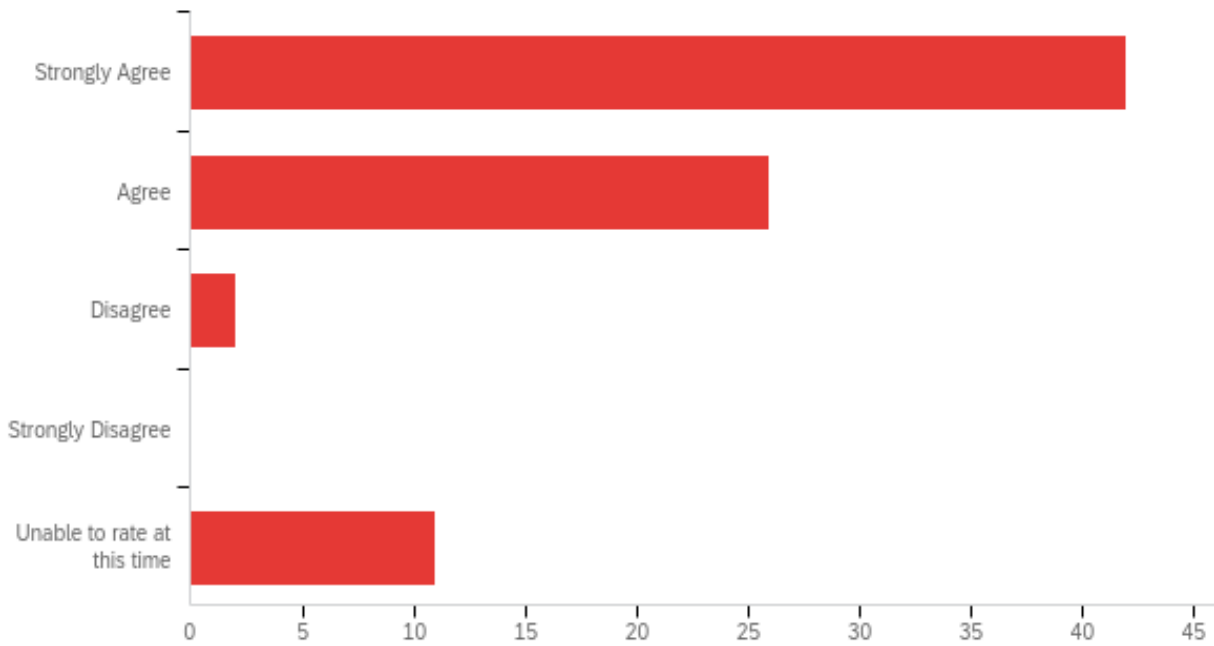
Q27 - I apply a diagnostic process including use of differential diagnosis and current classification systems.



#	Field	Minimum	Maximum	Mean	Std Deviation	Variance	Count
1	I apply a diagnostic process including use of differential diagnosis and current classification systems.	1.00	5.00	2.64	1.42	2.01	81

#	Answer	%	Count
1	Strongly Agree	18.52%	15
2	Agree	45.68%	37
3	Disagree	12.35%	10
4	Strongly Disagree	0.00%	0
5	Unable to rate at this time	23.46%	19
	Total	100%	81

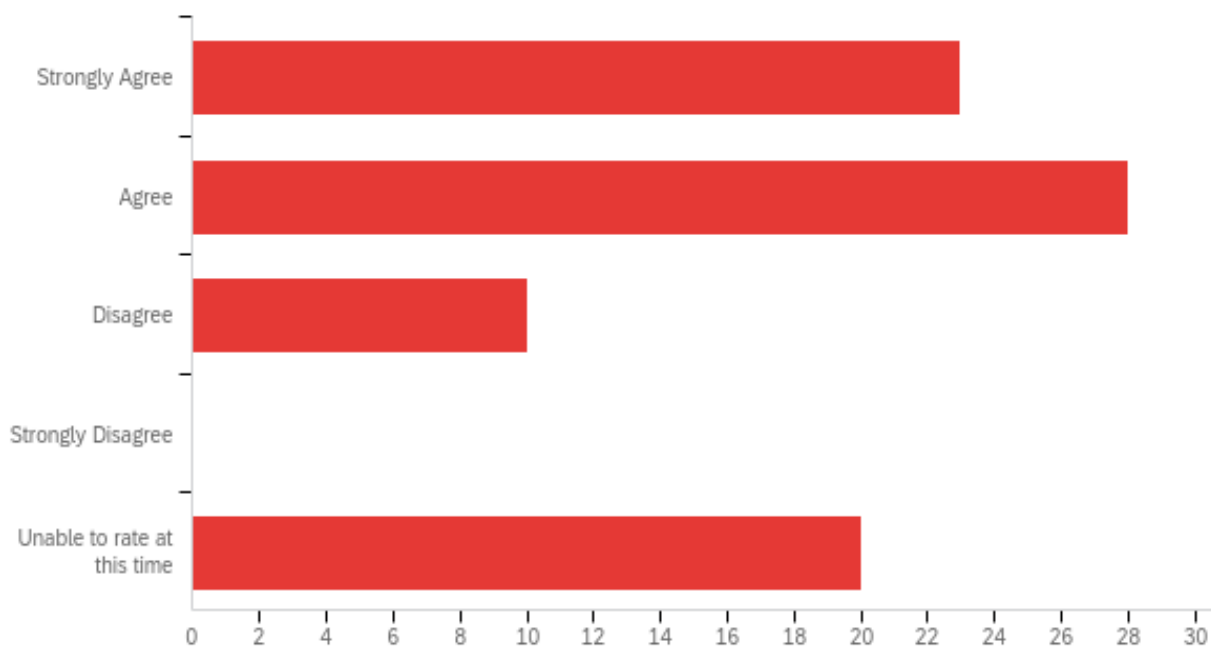
Q28 - I demonstrate the ability to conduct an intake interview, relevant history (biopsychosocial, mental health, substance abuse), and assessment for treatment planning and counseling.



#	Field	Minimum	Maximum	Mean	Std Deviation	Variance	Count
1	I demonstrate the ability to conduct an intake interview, relevant history (biopsychosocial, mental health, substance abuse), and assessment for treatment planning and counseling.	1.00	5.00	1.91	1.33	1.76	81

#	Answer	%	Count
1	Strongly Agree	51.85%	42
2	Agree	32.10%	26
3	Disagree	2.47%	2
4	Strongly Disagree	0.00%	0
5	Unable to rate at this time	13.58%	11
	Total	100%	81

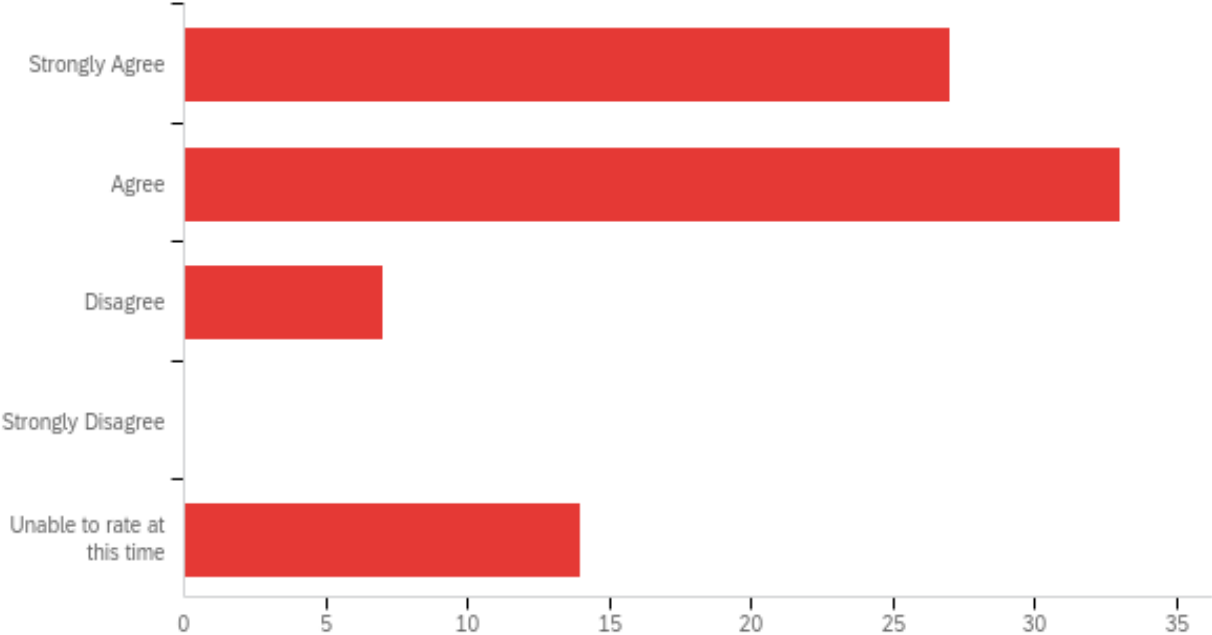
Q29 - I demonstrate knowledge of the etiology of disability and the different models through which services are provided.



#	Field	Minimum	Maximum	Mean	Std Deviation	Variance	Count
1	I demonstrate knowledge of the etiology of disability and the different models through which services are provided.	1.00	5.00	2.58	1.51	2.29	81

#	Answer	%	Count
1	Strongly Agree	28.40%	23
2	Agree	34.57%	28
3	Disagree	12.35%	10
4	Strongly Disagree	0.00%	0
5	Unable to rate at this time	24.69%	20
	Total	100%	81

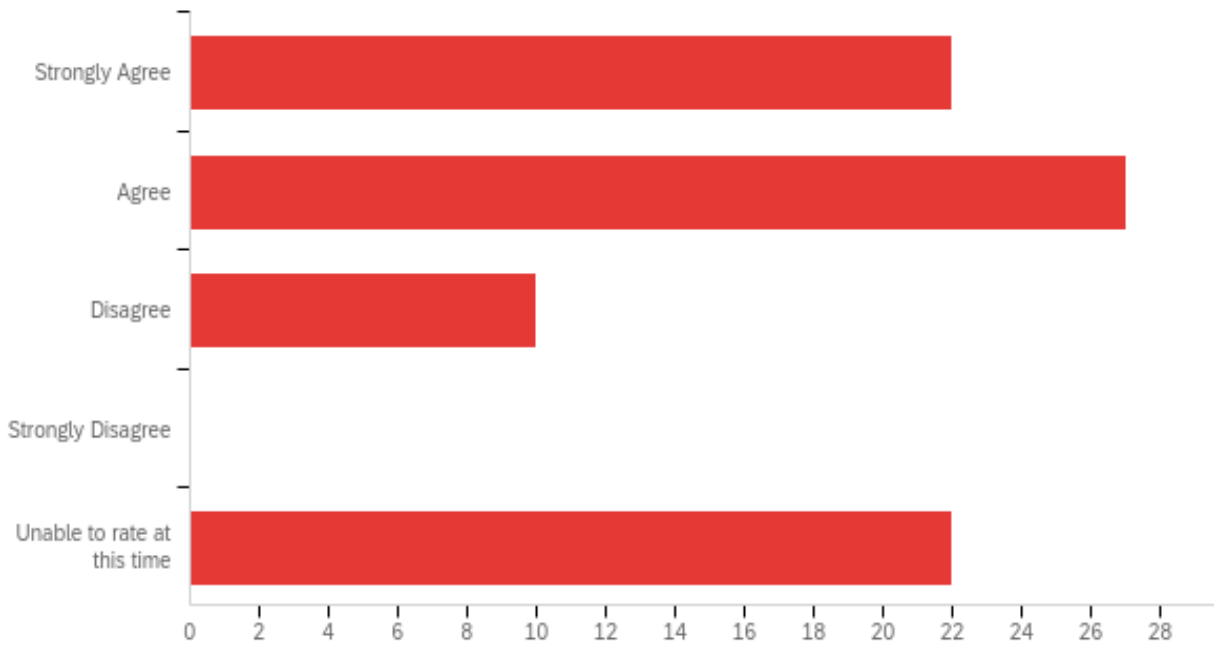
Q30 - I demonstrate knowledge of the biological, psychological, social, and cultural factors affecting people with disabilities and the services they receive.



#	Field	Minimum	Maximum	Mean	Std Deviation	Variance	Count
1	I demonstrate knowledge of the biological, psychological, social, and cultural factors affecting people with disabilities and the services they receive.	1.00	5.00	2.27	1.38	1.90	81

#	Answer	%	Count
1	Strongly Agree	33.33%	27
2	Agree	40.74%	33
3	Disagree	8.64%	7
4	Strongly Disagree	0.00%	0
5	Unable to rate at this time	17.28%	14
	Total	100%	81

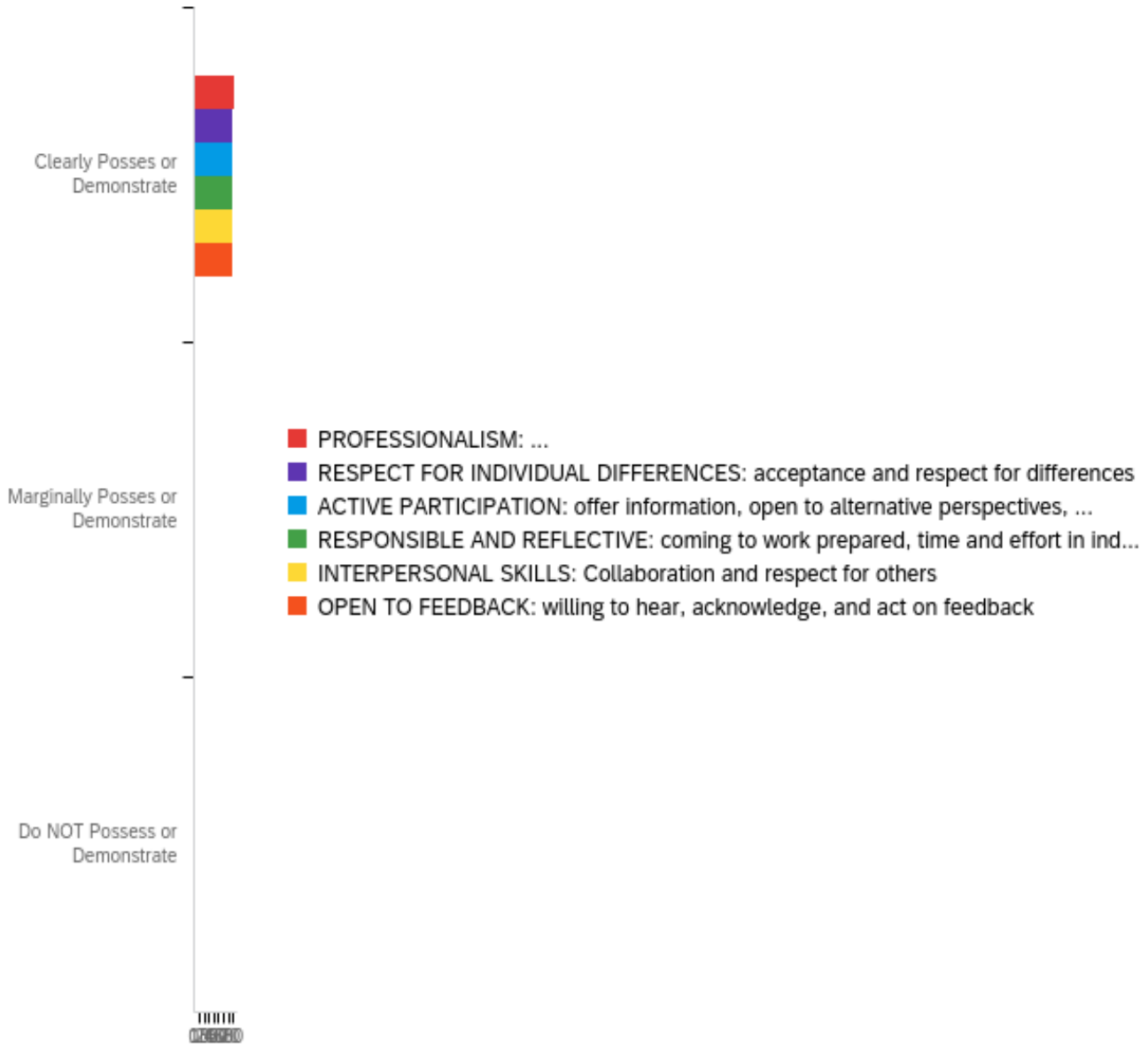
Q31 - I demonstrate the ability to represent people with disabilities through continuing education and membership in organizations that represent the interests and rights of people with disabilities.



#	Field	Minimum	Maximum	Mean	Std Deviation	Variance	Count
1	I demonstrate the ability to represent people with disabilities through continuing education and membership in organizations that represent the interests and rights of people with disabilities.	1.00	5.00	2.67	1.55	2.40	81

#	Answer	%	Count
1	Strongly Agree	27.16%	22
2	Agree	33.33%	27
3	Disagree	12.35%	10
4	Strongly Disagree	0.00%	0
5	Unable to rate at this time	27.16%	22
	Total	100%	81

Q32 - Please rate yourself on the following attributes.



#	Field	Minimum	Maximum	Mean	Std Deviation	Variance	Count
1	PROFESSIONALISM: on time, attire fitting to setting, honesty/integrity	1.00	1.00	1.00	0.00	0.00	81
2	RESPECT FOR INDIVIDUAL DIFFERENCES: acceptance and respect for differences	1.00	2.00	1.02	0.16	0.02	81
3	ACTIVE PARTICIPATION: offer information, open to alternative perspectives, engage in work (not on devices)	1.00	2.00	1.04	0.19	0.04	81

4	RESPONSIBLE AND REFLECTIVE: coming to work prepared, time and effort in individual and group projects, informed contributions	1.00	2.00	1.02	0.16	0.02	81
5	INTERPERSONAL SKILLS: Collaboration and respect for others	1.00	2.00	1.02	0.16	0.02	81
6	OPEN TO FEEDBACK: willing to hear, acknowledge, and act on feedback	1.00	3.00	1.05	0.27	0.07	82

#	Question	Clearly Posses or Demonstrate		Marginally Posses or Demonstrate		Do NOT Posses or Demonstrate		Total
1	PROFESSIONALISM: on time, attire fitting to setting, honesty/integrity	100.00%	81	0.00%	0	0.00%	0	81
2	RESPECT FOR INDIVIDUAL DIFFERENCES: acceptance and respect for differences	97.53%	79	2.47%	2	0.00%	0	81
3	ACTIVE PARTICIPATION: offer information, open to alternative perspectives, engage in work (not on devices)	96.30%	78	3.70%	3	0.00%	0	81
4	RESPONSIBLE AND REFLECTIVE: coming to work prepared, time and effort in individual and group projects, informed contributions	97.53%	79	2.47%	2	0.00%	0	81
5	INTERPERSONAL SKILLS: Collaboration and respect for others	97.53%	79	2.47%	2	0.00%	0	81
6	OPEN TO FEEDBACK: willing to hear, acknowledge, and act on feedback	96.34%	79	2.44%	2	1.22%	1	82