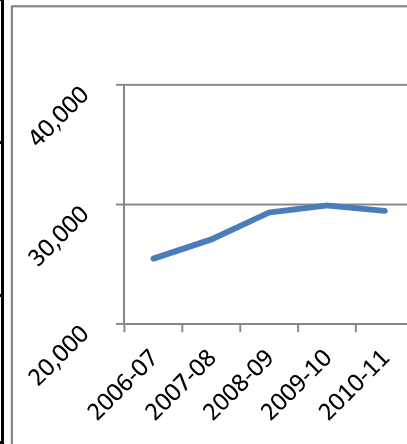


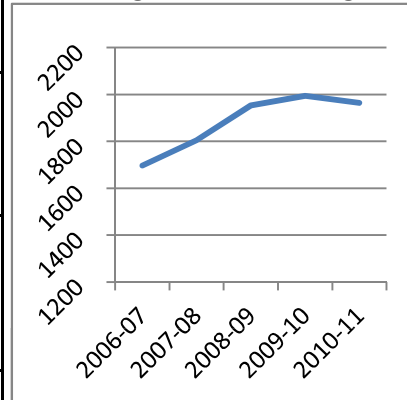
CBPA Credit Hours Taught by Course Prefix

Undergrad	2006-07	2007-08	2008-09	2009-10	2010-11
Total	25,454	27,061	29,306	29,908	29,455
ACCT	4242	4230	4467	4734	4686
<i>Summer</i>	417	462	462	519	438
<i>Fall</i>	1980	1941	2082	2118	2166
<i>Spring</i>	1845	1827	1923	2097	2082
BLAW	1179	1197	1188	1230	1270
<i>Summer</i>	29	0	6	54	0
<i>Fall</i>	565	546	600	555	661
<i>Spring</i>	585	651	582	621	609
FIN	2424	2790	3099	3234	2979
<i>Summer</i>	55	75	78	57	54
<i>Fall</i>	1061	1317	1458	1659	1521
<i>Spring</i>	1308	1398	1563	1518	1404
ACTS	722	788	992	966	1048
<i>Summer</i>	3	0	0	0	0
<i>Fall</i>	249	438	478	458	512
<i>Spring</i>	470	350	514	508	536
INS	615	603	603	684	579
<i>Summer</i>	0	24	66	123	162
<i>Fall</i>	306	276	318	237	201
<i>Spring</i>	309	303	300	243	216
STAT	2529	2708	3084	3160	2963
<i>Summer</i>	87	87	72	120	66
<i>Fall</i>	1396	1375	1527	1679	1576
<i>Spring</i>	1046	1246	1485	1361	1321
ECON	3876	3862	4182	4041	3709
<i>Summer</i>	225	147	213	171	169
<i>Fall</i>	1920	1903	2022	1813	1789
<i>Spring</i>	1731	1812	1947	2057	1751
BUS	1563	2311	3006	2871	2939
<i>Summer</i>	31	174	168	138	225
<i>Fall</i>	740	954	1531	1449	1306
<i>Spring</i>	792	1183	1307	1284	1408
ENTR	117	102	159	120	194
<i>Summer</i>	0	6	0	0	0
<i>Fall</i>	93	72	120	84	96
<i>Spring</i>	24	24	39	36	98
IS	2848	2712	2544	2550	2376
<i>Summer</i>	244	237	201	186	216
<i>Fall</i>	1287	1353	1212	1182	1122
<i>Spring</i>	1317	1122	1131	1182	1038
MGMT	2778	2967	3318	3251	3148
<i>Summer</i>	168	120	153	216	165
<i>Fall</i>	1074	1245	1410	1376	1419
<i>Spring</i>	1536	1602	1755	1659	1564
MKTG	2561	2791	2664	3067	3564
<i>Summer</i>	157	168	0	102	231
<i>Fall</i>	1282	1307	1212	1534	1653
<i>Spring</i>	1122	1316	1452	1431	1680

Undergraduate Credit Hours



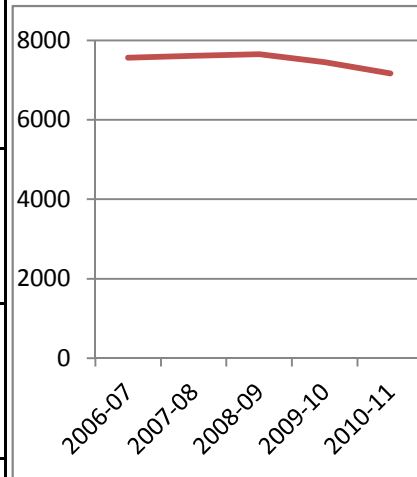
Undergraduate FTE Taught



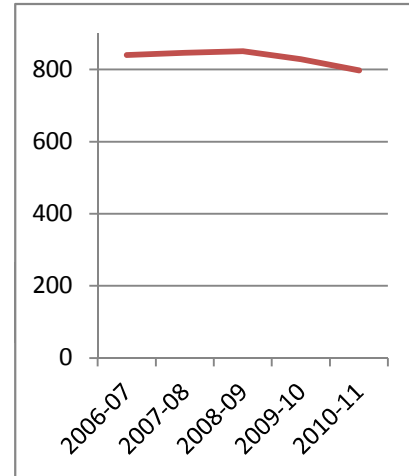
CBPA Credit Hours Taught by Course Prefix

Graduate	2006-07	2007-08	2008-09	2009-10	2010-11
Total	7563	7618	7657	7456	7174
ACCT/BLAW-grad	469	516	498	528	558
<i>Summer</i>	127	108	183	144	132
<i>Fall</i>	225	252	195	171	198
<i>Spring</i>	117	156	120	213	228
MFM/FIN-grad	421	642	462	423	372
<i>Summer</i>	114	123	135	111	84
<i>Fall</i>	184	234	93	111	129
<i>Spring</i>	123	285	234	201	159
MGMT-grad	297	162	264	138	177
<i>Summer</i>	87	21	45	3	0
<i>Fall</i>	162	96	165	102	126
<i>Spring</i>	48	45	54	33	51
BUS-grad	561	670	865	742	715
<i>Summer</i>	134	141	395	231	289
<i>Fall</i>	183	243	189	202	159
<i>Spring</i>	244	286	281	309	267
MBA	2791	2604	2565	2598	2472
<i>Summer</i>	760	690	708	648	867
<i>Fall</i>	1004	954	957	978	849
<i>Spring</i>	1027	960	900	972	756
MPA/PADM	2532	2892	2712	2844	2664
<i>Summer</i>	648	789	747	768	648
<i>Fall</i>	891	1047	951	1074	1059
<i>Spring</i>	993	1056	1014	1002	957
IS-grad	291	90	27	0	30
<i>Summer</i>	132	90	0	0	30
<i>Fall</i>	78	0	0	0	0
<i>Spring</i>	81	0	27	0	0
MKTG-grad	87	39	126	99	51
<i>Summer</i>	0	39	126	45	51
<i>Fall</i>	87	0	0	54	0
<i>Spring</i>	0	0	0	0	0
INS-grad	0	3	0	0	0
<i>Summer</i>	0	0	0	0	0
<i>Fall</i>	0	0	0	0	0
<i>Spring</i>	0	3	0	0	0
ECON/QUAN	114	0	138	84	135
<i>Summer</i>	0	0	36	0	36
<i>Fall</i>	15	0	102	84	99
<i>Spring</i>	99	0	0	0	0

Graduate Credit Hours



Graduate FTE Taught



FTE Taught Annually (credits taught divided by 15 for UG and 9 for Grad)

	2006-07	2007-08	2008-09	2009-10	2010-11
Undergrad FT	1697	1804	1954	1994	1964
Grad FTE	840	846	851	828	797